



**Vilnius
University**

VILNIUS UNIVERSITY PERFORMANCE REPORT 2021

■ CONTENT

RECTOR'S ADDRESS	9
ORGANISATIONAL STRUCTURE OF VILNIUS UNIVERSITY	11
UNIVERSITY STRATEGY FOR 2021–2025	13
MARKET POSITION OF THE UNIVERSITY	14
SCIENCE AND INNOVATION	19
STUDIES AND LIFELONG LEARNING	19
UNIVERSITY COMMUNITY	34
OTHER EDUCATIONAL AND CULTURAL ACTIVITIES	41
INFRASTRUCTURE AND PROPERTY MANAGEMENT	51
ACADEMIC UNITS	55
FACULTY OF CHEMISTRY AND GEOSCIENCES	56
FACULTY OF ECONOMICS AND BUSINESS ADMINISTRATION	57
FACULTY OF PHILOLOGY	60
FACULTY OF PHILOSOPHY	62
FACULTY OF PHYSICS	65
LIFE SCIENCES CENTRE	68
FACULTY OF HISTORY	70
KAUNAS FACULTY	72
FACULTY OF COMMUNICATION	73
FACULTY OF MEDICINE	75
FACULTY OF MATHEMATICS AND INFORMATICS	76
ŠIAULIAI ACADEMY	78
INSTITUTE OF INTERNATIONAL RELATIONS AND POLITICAL SCIENCES	79
FACULTY OF LAW	80
BUSINESS SCHOOL	82
ANNAXES	84
1 Annex. Vilnius University Governing Bodies and Lists of Their Members	85
2 Annex. Most Meritorious Members of Vilnius University Academic Community in 2021	89
3 Annex. Data on International Partnerships	90
4 Annex. Statistics on Doctoral Studies	94
5 Annex. Statistics on Student Admission	96
6 Annex. Alumni Statistics	107
7 Annex. Statistics on Student Exchange	109
8 Annex. Student Support	113
9 Annex. Staff Composition.	116
10 Annex. Vilnius University Museum activity data	140
11 Annex. Overview of Lithuanian Higher Education Context in 2021	141

TABLES AND FIGURES

TABLES:

Table 1. Value of projects implemented by VU in 2021 by source of funding	17
Table 2. Financial value of all projects implemented by VU by type	17
Table 3. QS rankings for science and study fields, 2018–2021	18
Table 4. The University's ranking in the world by the QS WUR Employer reputation Index in 2018–2021	18
Table 5. Fundings for research activities (thousands EUR) 2017–2021	20
Table 6. Proportion of direct appropriations received for research results among all appropriations allocated to Lithuanian universities for research results (percentage) in 2017–2021	20
Table 7. Distribution of awards for academic achievements by personnel categories in 2021, Eur	20
Table 8. Publications of VU researchers in 2017–2021	23
Table 9. Indicators of VU Strategic Plan and Strategic Action Plan based on the methodology of the Government of the Republic of Lithuania	24
Table 10. Number of graduates of subject specialisations of pedagogical studies, upon completion of which a pedagogue's qualification was awarded, in 2018–2021	30
Table 11. Number of VU students by year, study cycles and type of funding	31
Table 12. Employment of VU graduates (12 months after graduation in 2016–2020)	33
Table 13. Number of lecturers who participated in training programmes for the development of pedagogical competencies in 2018–2021	31
Table 14. Change in the number of VU employees in 2016–2021 (data as of 31 December)	36
Table 15. Number of VU employees in 2021 (data as of 31 December)	36
Table 16. Distribution of employees by gender in 2017–2021 (data as of 31 December)	37
Table 17. Number of non-academic staff, including foreign nationals, in 2021 (by units)	38
Table 18. Top management as of 31 December 2021	39
Table 19. Heads of the units as of 31 December 2021	40
Table 20. Activities and visitor flows in Vilnius University museum 2017–2021	43
Table 21. Number of public events held in the Church of St. Johns' by type of events in 2017–2021	50
Table 22. University's income per student in 2017–2021 (thousands eur)	53
Table 23. Total area of premises per student in 2021	54
Table 24. Number of computers on the network, 2021	54
Table 25. The Council of Vilnius University, 31 December 2021	85
Table 26. The Senate of Vilnius University, 31 December 2021	85

Table 27. The Rector of Vilnius University and his team, 31 December 2021	87
Table 28. Rector's Office of Vilnius University, 31 December 2021	88
Table 29. Data on the agreements between the University and its partners with which student exchanges are available, 2017–2021	92
Table 30. Vilnius University participation in educational projects in 2021	93
Table 31. Distribution of Doctoral students studying at Vilnius University, 2021	94
Table 32. Number of doctoral students admitted to units in 2021	94
Table 33. Number of dissertations defended by Doctoral students and staff in research fields in 2017–2021 academic years	95
Table 34. Enrolments, 2017–2021	96
Table 35. First cycle and Integrated study programmes which received the highest number of applications with the study programme indicated as first priority, 2021	97
Table 36. Second cycle and Professional Pedagogical study programmes which received the highest number of applications with the study programme indicated as first priority, 2021	98
Table 37. Residency study programmes which received the highest number of applications with the study programme indicated as first priority, 2021.	98
Table 38. Number of applications to study in Vilnius University first cycle and Integrated, second cycle and Professional Pedagogical, and Residency study programmes with the study programme indicated as the first and second priorities, 2017–2021	99
Table 39. Number of applications to study in Vilnius University first cycle and Integrated, second cycle and Professional Pedagogical, and Residency study programmes, all priorities, 2017–2021	99
Table 40. Number of applicants by country	100
Table 41. Number of places available for first cycle and Integrated, second cycle and Professional Pedagogical, and Residency studies approved by the Senate, by cycle, 2017–2021	103
Table 42. Number of students admitted to first cycle and Integrated, second cycle and Professional Pedagogical, and Residency studies, 2017–2021	104
Table 43. Number of students admitted to first cycle and Integrated, second cycle and Professional Pedagogical, and Residency studies, by cycle, 2018–2021	104
Table 44. Number of students admitted to first cycle and Integrated, second cycle and Professional Pedagogical, and Residency studies, by units, 2018–2021	105
Table 45. Number of students who scored 100 in national matura examinations admitted to Vilnius University in relation to the total number of such students admitted to Lithuanian higher education institutions	106
Table 46. Top 20 study programmes with the most graduates in employment 12 month after graduation	107
Table 47. Number of graduates by year, cycle of study and type of funding	108
Table 48. Scholarships from the national budget, 2021	113
Table 49. Scholarships granted from Vilnius University funds, 2021	113
Table 50. Scholarships granted by the social partners, 2021	114
Table 51. Number of VU staff in units on 31 December 2021	116
Table 52. Number of teachers in units by position on 31 December 2021	118
Table 53. Number of research staff in units by position on 31 December 2021	130

Table 54. Number of non-academic staff in units by position on 31 December 2021	138
Table 55. Characteristics of Vilnius University Museum exhibits	140
Table 56. Number of higher education institutions in Lithuania from academic year 2014–2015 to academic year 2020–2021	141
Table 57. Students by level of education in Lithuania from academic year 2016–2017 to 2020–2021	142
Table 58. Enrolments in universities in Lithuania 2016–2020	143
Table 59. Foreign nationals studying at Lithuanian universities from the academic year 2016–2017 to the academic year 2020–2021	143
Table 60. Lithuanian university students who studied abroad from the academic year 2016–2017 to the academic year 2019–2020	144
Table 61. State and municipal budget expenditure on education 2016–2020	144
Table 62. Funds and revenues of Lithuanian universities in 2016–2020, EUR million .	145
Table 63. Expenditure of Lithuanian universities in 2016–2020, EUR million	145
Table 64. Spending on R&D (EUR million) and spending on R&D as a share of GDP (%) in Lithuania in 2016–2020	146

FIGURES:

Figure 1. Value of projects implemented by VU in 2021 by source of funding (Eur)	17
Figure 2. Financial value of projects implemented by VU by type (Eur)	17
Figure 3. VU patent portfolio in 2021	21
Figure 4. Number of VU research projects in 2018–2021	22
Figure 5. Number of publications registered by VU researchers in eLABa (pcs.) in 2017–2021	22
Figure 6. VU research articles in the clarivate analytics web of science core collection databases in 2017–2021	23
Figure 7. Number of VU doctoral students in 2017–2021	24
Figure 8. Change in the number of study programmes to which admission was held in 2017–2021	25
Figure 9. Number of study programs to which admission was organised by study cycle (Bachelor, Master, Integrated, Professional Pedagogical, Residency) and its change in 2017–2021	27
Figure 10. Number of study programmes to which admission was held in 2021 (by units)	27
Figure 11. Number of study programmes in foreign languages in 2017–2021	28
Figure 12. Subjects in foreign languages on offer to exchange students in 2016–2021	28
Figure 13. Number of applications of foreign citizens for studies at Vilnius University (First, second cycle and Integrated study programmes) in 2018–2021	29
Figure 14. Change in full-time international students in 2017–2021	29
Figure 15. Number of active courses * in the virtual learning environment in 2017–2021	30
Figure 16. Number of students who received incentive scholarships from the state budget for learning outcomes in 2017–2021	32
Figure 17. Distribution of students' opinion on the overall satisfaction with the semester studies (per cent) by study semesters (2019–2021)	32
Figure 18. Number of students who entered into voluntary activity agreements with VU and carried out voluntary activities in 2018–2021	43
Figure 19. Dynamics of the withdrawal of traditional information resources in 2017–2021	44
Figure 20. Use of databases in 2017–2021	44
Figure 21. Registered VU users in VU libraries in 2017–2021	44
Figure 22. Number of user visits to libraries in 2017–2021	45
Figure 23. Number of full-text scientific publications in the eLABa repository in 2017–2021	45
Figure 24. Number of datasets uploaded to MIDAS in 2017–2021	46
Figure 25. Number of publications included in the electronic catalogue in 2017–2021	46
Figure 26. Digital copies of documents stored in the library for the archive and access, in 2017–2021	47
Figure 27. Number of public events held in the library in 2017–2021	47
Figure 28. Number of public events organised in the library by theme in 2017–2021	48
Figure 29. Number of manuscripts, books and periodicals restored and preserved in the library, conditional pages of category VIII in 2017–2021	48
Figure 30. Public, non-commercial events of VU Botanical Garden for the general public in 2017–2021	49

Figure 31. Number of public events held in the Church of St. Johns in 2017–2021	49
Figure 32. Funding, income and other revenues of Vilnius University in 2017–2021 (millions EUR)	52
Figure 33. Expenditure structure of Vilnius University in 2017-2021 (millions eur)	52
Figure 34. Operating costs of the University in 2017-2021 (thousands eur)	53
Figure 35. Percentage of 10 Gbps and higher network trunks in 2017–2021	53
Figure 36. Bilateral cooperation, 2016–2021	90
Figure 37. Geographical distribution of VU bilateral agreements in the academic year 2019–2020	90
Figure 38. Bilateral agreements in the academic year 2019–2020	91
Figure 39. Number of Erasmus+ partners by country in the academic year 2019–2020	91
Figure 40. Mobility of VU staff to research and study institutions and enterprises under the Erasmus programme, 2016–2021	92
Figure 41. Dynamics of VU teachers' visits to foreign universities under the Erasmus programme, 2016–2021	92
Figure 42. Number of places available for first cycle and Integrated, second cycle and Professional Pedagogical, and Residency studies approved by the Senate, 2017–2021	103
Figure 43. Incoming exchange students by type of exchange programme, 2020–2021 (by gender)	109
Figure 44. Incoming exchange students by type of exchange programme, 2016–2021	109
Figure 45. Erasmus+ student exchange by country, incoming and outgoing students, 2020–2021	110
Figure 46. Dynamics of outgoing Erasmus exchange students of VU, excluding Doctoral students, 2016-2021	110
Figure 47. Outgoing erasmus exchange students by units, 2016-2021	111
Figure 48. Number of students coming to Vilnius University for partial studies, 2016–2021	111
Figure 49. Number of students coming to Vilnius University for partial studies, 2016–2021	112
Figure 50. Number of “one-stop-shop” student counselling sessions, by type, 2017-2021	115
Figure 51. Revenue (EUR) generated from services provided by the VU Museum	140

AUTHORS OF THE REPORT:

Authors of the Report: VU Central administration,
core academic and non-academic units

Summary of the Report was prepared by: VU
Strategic Planning Department

The text of the Report was edited by: dr. Audrius
Valotka

RECTOR'S ADDRESS



The year 2021 started with the adoption of a new Strategic Action Plan of Vilnius University. The development and approval of the strategy has been built not only on the design of a document, but also on the involvement of the community and the initiation of a discussion. The scope of the activities taking place at the University is extremely wide. It unites all the members of the community who are involved in studying, teaching, carrying out research, administering, and receiving education or making the first step in their career. The Strategy is a document of this community that defines not only the directions in which our community opts for further navigation and creation of the University, but also foresees the University's participation in the life of Lithuania and Europe. The main goals focus on the internal mobilisation of the community, increasing growth of freedom of choice for students, interdisciplinary and international development of science and studies, more pronounced influence of the University in the life of the state and society, 21st century pedagogy and the "Green University".

Shortly after the announcement of the Strategy, the good news about the outstanding achievement of Vilnius University has reached us – Vilnius University

rose to record highs of 400th place in the QS World University Ranking. Ranking among the best universities in the world is a significant event not only for the University, but also for all Lithuanian higher education institutions, testifying to the fact that all the preconditions for the highest level of international science and studies have been created in our country.

Our achievements and the determination to become more involved in the creation of the society and the state, as declared in the Strategy, have gained a wide response. Vilnius University has been invited to participate in the development of the National Progress Strategy "Lithuania 2050". We will contribute to long-term policy-making processes by guiding the future towards science, rationality and evidence-based insights.

We are continuously delighted with outstanding scientific results. Researchers at Vilnius University have carried out more than 500 research projects. The findings of research attained by University researchers reach the widest audience in the world and are significant in the country. 7 publications saw the daylight in Nature and Nature Communications scientific journals. In 2021, the heads of the six research groups of the European Molecular Biology Laboratory Partnership Institute were selected and started working at the University.

After the Senate had approved the description of pedagogical competencies in the field of studies, a significant document was adopted - the recognition of good teaching. The University was the first in Lithuania to take such a step which responds to the vision of European universities and the attitude enshrined regarding the need to diversify academic career paths.

The activities of the Arqus European University Alliance have gained momentum – the students and the staff of the University have started to actively make use of various opportunities for mobility, cooperation and networking, and the core academic units are finding their niches in the alliance. At the initiative of VU, a remote Arqus Academic Week was held remotely in May, also, the first Arqus Congress was held in Vilnius in October.

In the summer, the 51st World Physics Olympiad took place at VU being the first event of this scale in Lithuania. Around 400 students from 76 countries throughout the week were involved in completion of the tasks prepared by the University researchers. The motto of the Olympiad - Share the Light - not only reflects the important field of our physicists, but is also of key importance in promoting science-based thinking and action.

This year, a persuasive art project emerged as a result of the annual admission campaign, during which emphasis was laid on the relationship between lecturer and student at the University – a photo exhibition (authors Antanas Sutkus and Artūras Morozovas) about the University and its people through the times of change.

In order to strengthen all the main activities of the University, in addition to the incentives introduced for research achievements, an incentive for the contribution to the quality of studies and expert activities and scientific communication was established. In this way, we not only expand a list of incentives for activities, but also the number of potentially motivated employees.

In the field of infrastructure, the main news is the burial of the capsule as a symbolic ceremony at the beginning of December to mark the start of the construction of the Science Centre of the Faculty of Medicine in Santariškės. This Centre will pave the way for a breakthrough in health sciences and provide new opportunities for interdisciplinary collaboration, which is crucial in the path of advanced, personalised, research-based medicine.

The commitment in the national agreement on education to substantially increase funding for science is a realistic objective. We need to convince decision-makers that now is a unique time for science and political authorities to make a difference in shaping Lithuania's future. Now is the time to lay the foundations for a small European state among the leaders in the science industry. These ambitions require not only the right direction of investment, but also the principled support of the state institutions.

This year is marked by achievements, victories, common joy, internal discussions in solving everyday issues. I nourish a deep hope that we will accept the achievements as a motivation to continue our efforts and maintain not only the positions in the rankings, but also the scientific and intellectual quality of our activities. I also hope that discussions, disputes, constructive criticism will not trigger confrontation, instead, it will bring us together and demonstrate different perspectives on thinking.

A handwritten signature in black ink, consisting of several fluid, overlapping strokes that form a stylized, somewhat abstract representation of a name.



ORGANISATIONAL STRUCTURE OF VILNIUS UNIVERSITY

The self-governance of the University community has been implemented by the governing bodies of the University - the Senate, the Council and the Rector - in accordance with the competencies set forth in the Statute of the University. The Senate ensures the freedom of culture, science, research and teaching at the University, the collegial discussion of the University's core academic affairs and other issues directly related to the academic activities of the University as a whole, and the adoption of legal acts necessary for their implementation. The Council ensures the autonomy of the University and the self-governance of the University community in accordance with the long-term goals of the University and experimental, social, cultural and technological development, responsibility to the Nation and the State of Lithuania, openness and accountability to the public. The Rector is the sole governing body of the University and the head of the University, acts on behalf of and represents the University.

STRUCTURE OF THE ORGANISATION OF VILNIUS UNIVERSITY



The Council

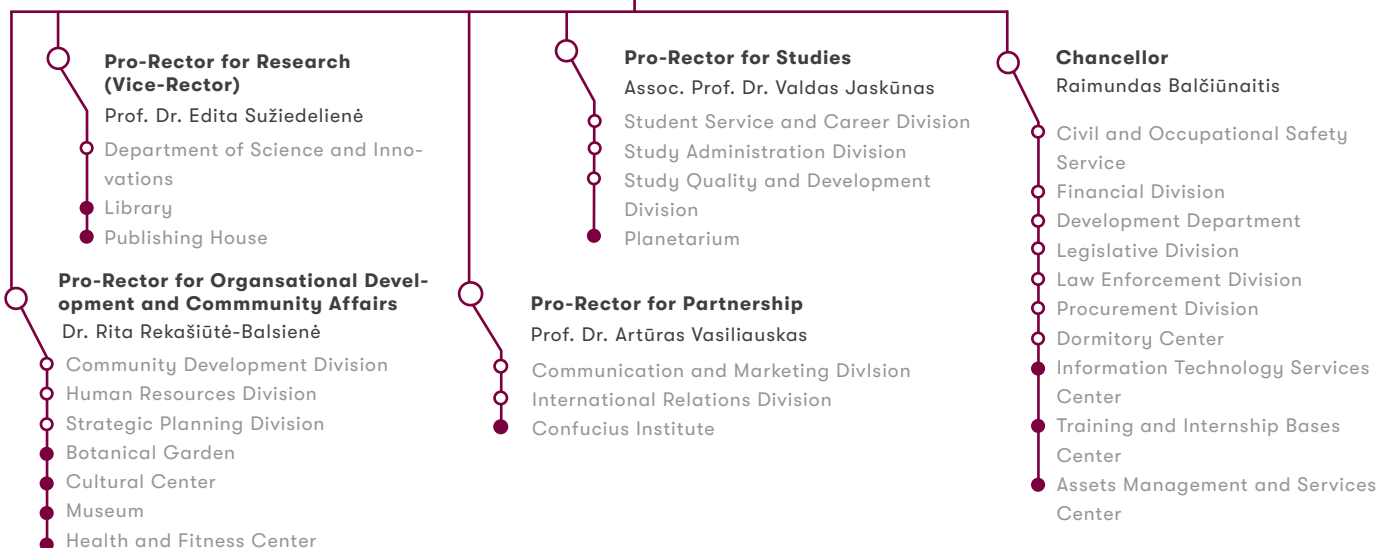
The Rector

Prof. Dr. Rimvydas Petrauskas

The Senate

Senior Advisor habil. dr. Juozas Lazutka
Advisor Paulius Gritėnas

Rector's Office
Internal Audit



○ Pro-Rectors, Chancellor

○ Academic units

● Core university units Core non-academic units

○ Core academic units

○ Branch academic units

UNIVERSITY STRATEGY FOR 2021–2025

The vision of Vilnius University: we are the University of living traditions, committed to truth and society. We work in close cooperation to be a centre of scientific knowledge and critical thinking to be recognised in the world and able to introduce changes in Lithuania.

The mission of Vilnius University: arising from the past, driven by the challenges of the present, and to be passed on to future generations – shall be the University’s irrefutable obligation and inalienable right to enhance cognitive and creative powers of both Lithuania and the world; to nurture academic and other spiritual and social values; and to educate active, responsible citizens and society leaders of the State of Lithuania. The Strategic Action Plan of Vilnius University for 2021–2025 provides for the following strategic directions and their objectives:

1. Creating the society and the state:

- Graduates who are capable of solving societal problems
- Education of high international level
- Accelerating influence on the society and the state
- Pedagogy of the 21st century

2. Cooperating:

- Interdisciplinary and international science and studies

3. Sustainable:

- Motivated staff and involved students
- Infrastructure to meet future needs
- Financial growth through income diversification

MARKET POSITION OF THE UNIVERSITY

In the context of the ongoing global COVID-19 pandemic in 2021, connections had to be made and developed by overcoming barriers to virtual communication. Nevertheless, progress can be seen in several strategic directions of VU: the promotion of internationalisation and the growing influence on the society and the state.

In the global ranking of QS World University Rankings, VU in 2021 rose by 23 positions and took a record high 400th place (423rd place in 2020, 458th place in 2019, 488th place in 2018). This is the highest rating ever achieved by Lithuanian universities in the global ranking of QS universities, significant not only for VU itself, but also for the entire Lithuanian education system. VU was evaluated in three of the five fields of science and studies and in 44 fields of study out of 51. The indicators improved in as many as 22 of them in 2021. Among the top 500 universities in the world, the University was ranked in three study fields: physical sciences (401-450 place), social sciences and management (401-450 place), arts and humanities (451-500 place).

The European University Alliance Arqus has become more active - the first alliance conference was organised in Vilnius in the autumn. Arqus encompasses seven universities based in Bergen, Granada, Graz, Leipzig, Lyon, Padua and Vilnius. The aim of the Alliance is to draw on the rich experience of its members to work together to integrate the Allies' policies and action plans to strengthen education among European and global citizens who can and want to contribute to a multicultural, multilingual and inclusive Europe. Arqus aims to increase and improve the capabilities of its partners for joint research and to better respond to the major challenges the societies are exposed to in Europe and beyond in the 21st century.

VU has concluded 211 bilateral cooperation agreements and 1504 Erasmus exchange agreements with partners. However, the COVID-19 pandemic and travel restrictions have led to mobility rates that were lower than usual. However, even in such unfavourable circumstances, over the period of 2020-2021, various international mobility programs were popular and 49 employees went abroad for short-term teaching mobility or study visits, and 32 foreign colleagues came to VU. In all, there were 523 outbound students for study and training activities, 486 students arrived.

In 2021, the University was involved in carrying out 202 study projects, 148 international science and art projects. A steady increase in Erasmus + agreements and partners has been observed.

Compared to other universities under analysis, VU has maintained its leading position in the Lithuanian media. Benchmarking showed that VU ranked the highest - 47.28 percent of the share of communication, was a market leader in terms of the number of mentions (18 035), had the most positive mentions (1 171). The University was presented the most positively in the following topics: "Rankings", "Management and organization" and "Scientific output, achievements", the highest scores were observed in "Expert statements". In 2021, the representatives of VU occupied 7 positions in the top ten cited representatives of the universities.

At the end of the year, the Rector of VU Prof. Rimvydas Petrauskas was elected President of the Lithuanian University Rectors' Conference (LURK) for one year. LURK is an association made up of the rectors of university higher schools. The Association seeks to promote the development of Lithuanian science, studies, culture and economy, cooperation between higher education institutions, cross-university and international relations, cooperation with government and management and local governance institutions.

THE LARGEST AND MOST SYNERGISTIC PROJECTS IN LINE WITH THE STRATEGY OF VILNIUS UNIVERSITY

When implementing a project financed by the EU Structural Funds, Vilnius University is creating a Science Centre of the Faculty of Medicine for the needs of biomedical research, studies and technological development and contributing to the implementation of the priorities of the smart specialisation direction “Health Technology and Biotechnology”. The planned infrastructure is a complex that meets the technological requirements of the highest level of experimental biomedical science and is necessary for the implementation of an innovative study process. The establishment and operation of the centre will increase the efficiency of research activities - the volume of interdisciplinary and cross-subject research according to the national and international programmes, the number of publications and citations, the intensification of knowledge and technology transfer practices and commercialisation activities. Laboratory, experimental and practical training of specialists in the field of biomedicine for professional work will be improved. A biobank for the population and rare diseases will be established at the science centre. In January of 2021, the University signed an agreement for the works of the Science Centre of the Faculty of Medicine, therefore construction works were launched, and equipment purchases were planned. It is the largest project currently underway at the University, with a total value of almost 50 million euros.

Using the support of the EU Structural Funds, Vilnius University in cooperation with Vilnius City Municipality is establishing a methodological centre of Vilnius STEAM (science, technology, engineering, arts, maths) in the premises of the University planetarium. It is an open access centre for nature, technology, engineering, mathematics and the arts (creativity) for students and the most talented children from Lithuania. In combination with general curricula, students will be able to experiment, develop cognitive skills, imagination and creativity skills at the STEAM center. Research, scientific discoveries and innovations carried out by researchers will

be presented to the public, while teachers will be able to improve their professional qualifications. As a response to the specifics of the territory of Vilnius County, trends in science, technology and business, the centre will have 8 laboratories: 6 standardised laboratories - Life Sciences (Biology), Chemistry, Physics and Astrophysics, Engineering (Intelligent Structures and Materials), Mobile Technology and Robotics, Visual Programming and two specialised laboratories - Light Technology and Digital Manufacturing (Fab Lab). Other premises necessary for the servicing and operation of the Centre and for the performance of the functions assigned to the methodological centre will also be equipped: premises for developing the qualification of teachers (seminars, conference halls), research premises (research rooms, research laboratories), common areas. In 2021, the methodological material of the Centre's activities was prepared, a technical project for the reconstruction of the planetarium was prepared, a tender for contractor's works was completed and the contract was signed at the beginning of 2022.

The University implements 8 projects supported by the European Union Structural Funds with the participation in the activities of the European Strategy Forum on Research Infrastructures (ESFRI) and other international research infrastructures:

- Molėtai Astronomical Observatory - membership in the international WEAVE (Next-generation spectroscopy facility for the William Herschel telescope) consortium; renovation of observatories, purchase of equipment.
- National and International Access High Intensity and Wide Range Ultrashort Laser Pulse Research Infrastructure (Laser RI) - membership in Extreme Light Infrastructure ELI and acquisition of equipment.

- Centre for Spectrometric Characterization of Materials and Electronic / Molecular Processes (SPECTROVERSUM) - participation in the activities of the Swedish National Synchrotron Radiation Laboratory MAX IV and acquisition of equipment.
- Centre for Computational, Structural and Systems Biology (CossyBio) - becoming a full member of the European Molecular Biology Laboratory (EMBL) and a member of the Structural Biology Infrastructure (Instruct-ERIC), paying a fee for the European Molecular Biology Conference (EMBC) and purchasing equipment.
- Lithuanian GRID Performance Computing Network (LitGrid-HPC) - participation has been planned in the international research infrastructure EGI (Advanced Computing for Research) or EuroHPC (European Computing Joint Venture) and acquisition of HPC equipment in APC HPC Saulėtekis and ITAPC.
- Centre for Nuclear and Elementary Particles Physics, Faculty of Physics, Vilnius University - CERN associated membership fee is paid.
- Semiconductor Technology Centre (PTC).
- Centre for Innovative Chemistry (INOCHEM, VU - partner).
- Human Biological Resources Centre (VU - partner)

FIGURE 1. VALUE OF PROJECTS IMPLEMENTED BY VU IN 2021 BY SOURCE OF FUNDING (EUR)

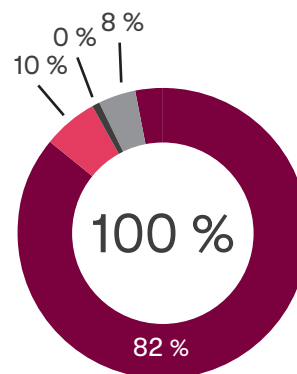


TABLE 1. VALUE OF PROJECTS IMPLEMENTED BY VU IN 2021 BY SOURCE OF FUNDING

TYPES OF PROJECTS	NUMBER OF PROJECTS	VALUE ADMINISTERED BY VU, EUR	VALUE ATTRIBUTED TO VU, EUR
EU investments	479	200 777 562	183 877 344
National budget	231	24 348 124	23 346 826
International funds/programmes	164	20 245 692	15 098 509
Other	1	6 000	6 000
TOTAL AMOUNT	875	245 377 377	222 328 679

FIGURE 2. FINANCIAL VALUE OF PROJECTS IMPLEMENTED BY VU BY TYPE (EUR)

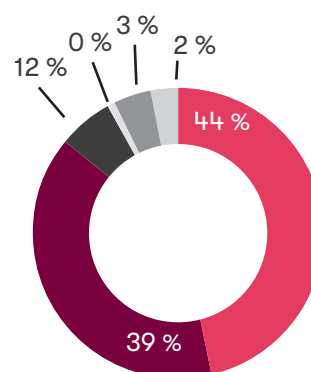


TABLE 2. FINANCIAL VALUE OF ALL PROJECTS IMPLEMENTED BY VU BY TYPE

TYPES OF PROJECTS	NUMBER OF PROJECTS	VALUE ADMINISTERED BY VU, EUR	VALUE ATTRIBUTED TO VU, EUR
Infrastructure development project	23	94 988 595	85 616 452
Scientific project	740	107 874 786	99 318 769
Study area project	63	29 113 395	24 335 934
Information system development project	4	8 772 017	8 772 017
Administrative project	1	713 860	713 860
Other	44	3 914 724	3 571 646
TOTAL AMOUNT	875	245 377 377	222 328 679

TABLE 3. QS RANKINGS FOR SCIENCE AND STUDY FIELDS, 2018–2021

2018 *	2019 *	2020 *	2021 *	FIELDS
151–200	201–250	201–250	251–300	Linguistics
251–300	251–300	251–300	301–350	Physics & Astronomy
		351–400	351–400	Engineering–Chemical
	451–500			Engineering & Technology
451–500	451–500	401–450	401–450	Medicine
401–450	393–	401–450	401–450	Arts & Humanities
400–	383–	401–450	401–450	Natural Sciences
451–500	384–	401–450	401–450	Social Sciences & Management
	251–300			Accounting & Finance
	451–500	451–500	451–500	Biological Sciences
	401–450	451–500	451–500	Business & Management Studies
		451–500	451–500	Mathematics
	451–500	501–550	551–600	Computer Science & Information Systems

* Blank boxes mean the field was not assessed that year

TABLE 4. THE UNIVERSITY'S RANKING IN THE WORLD BY THE QS WUR EMPLOYER REPUTATION INDEX IN 2018–2021

Indicator	POINTS				RATING BY INDIVIDUAL INDICATORS			
	2018	2019	2020	2021	2018	2019	2020	2021
Employee's reputation	31.8	22.9	21.6	21.2	297	412	424	423

SCIENCE AND INNOVATION

In terms of science and innovation, the year 2021 was particularly active: research was triggered by the COVID-19 pandemic and its aftermath, the first calls of the new European Union research and innovation program "Horizon" were launched, and the new activities encompassed in the University's Strategic Plan were launched.

Most of the scientific indicators for the reporting year remained stable or even growing. Research revenue amounted to 50.2 million EUR, more than 60% of the funds were raised through competitive projects, commissioned works and research-related services. The number of ongoing research projects increased by 15 percent, including the funding was received in 2021 for the activities of the European Molecular Biology Partnership Institute (EMBL), the first Twinning project of Horizon 2020. University researchers continued to be actively involved in solving the problems of the COVID-19 pandemic: 13 targeted research projects on COVID-19 and its impact were conducted, researchers were involved in viral genome sequencing and provided expert insights into the pandemic management.

The EMBL Partnership Institute has been established at the Life Sciences Centre, the main purpose of which is to initiate and develop new genome editing research and application directions and technologies at the Center, also to promote the application of genome editing technologies not only at the Centre, but also in the Lithuanian research and study institutions and business entities. The system of doctoral schools is being further developed at the University: the regulations of the Doctoral School of Medicine and Health Sciences have been approved.

The processes of intellectual property protection are intensifying at the University: 21 international and 3 Lithuanian patent applications have been filed. As of January 2022, the University's patent portfolio data consists of 146 patents and patent applications (73 patents and 73 filed applications). 27 patents or other intellectual property are licensed to business

entities, and the University manages 13 percent of the portfolio of patents and patent applications jointly with business entities. In 2021, 787 doctoral students studied at the University, including 46 foreign citizens, 121 doctoral dissertations completed at the University were defended. In 2021, the information system of the Lithuanian Academic Electronic Library (eLABa) registered 3260 publications published by researchers of Vilnius University. Over the period of 2017-2021, the researchers of Vilnius University published an average of 1,200 research works registered in the Clarivate Analytics Web of Science database each year, including > 1,150 articles. The share of direct appropriations allocated to the University for research findings increased to 37.9% among all the appropriations for research results allocated to Lithuanian universities.

TABLE 5. FUNDINGS FOR RESEARCH ACTIVITIES (THOUSANDS EUR) 2017–2021

	2017	2018	2019	2020	2021
State budget appropriations for research activities	11 096	12 579	15 777	18 026	19 568
Funds from commissioned works	3 152	1 740	2 782	3 405	4 095
Funds from Lithuanian research programmes	5 701	5 726	4 610	5 939	6 695
Funds from European Union Structural Funds programmes	292	11 878	20 542	30 596	18 204
Funds from international research programmes	2 064	1 070	1 921	2 757	1 611
Total:	22 305	32 993	45 632	60 723	50 173

TABLE 6. PROPORTION OF DIRECT APPROPRIATIONS RECEIVED FOR RESEARCH RESULTS AMONG ALL APPROPRIATIONS ALLOCATED TO LITHUANIAN UNIVERSITIES FOR RESEARCH RESULTS (PERCENTAGE) IN 2017–2021

	2017	2018	2019	2020	2021
Amount of direct appropriations allocated to Lithuanian universities (EUR, thousands)	33 092	36 720	42 844	49 350	51 667
Amount of direct appropriations allocated to VU (EUR, thousands)	11 096	12 579	15 777	18 026	19 568
Proportion of VU direct appropriations in the total amount of appropriations allocated to Lithuanian universities (percentage)	33.5 %	34.3 %	36.8 %	36.5 %	37.9 %

TABLE 7. DISTRIBUTION OF AWARDS FOR ACADEMIC ACHIEVEMENTS BY PERSONNEL CATEGORIES IN 2021, EUR

Professor / Chief researcher	1 264 698
Associate Professor / Senior researcher	828 399
Assistant / Researcher	476 333
Junior assistant / Junior researcher	235 178
Lecturer	34 287
Non-academic employee	63 215

FIGURE 3. VU PATENT PORTFOLIO IN 2021

- LT applications
- LT patents
- EPO applications
- EPO patents
- JAV applications
- JAV patents
- Other patent applications
- Other patents
- PCT applications

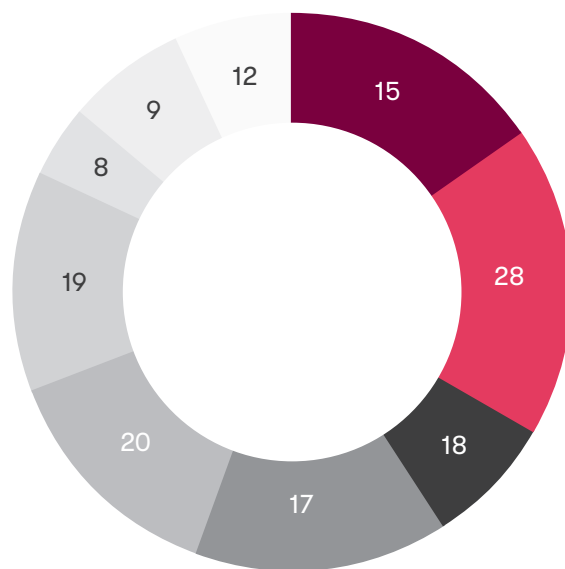


FIGURE 4. NUMBER OF VU RESEARCH PROJECTS IN 2018–2021

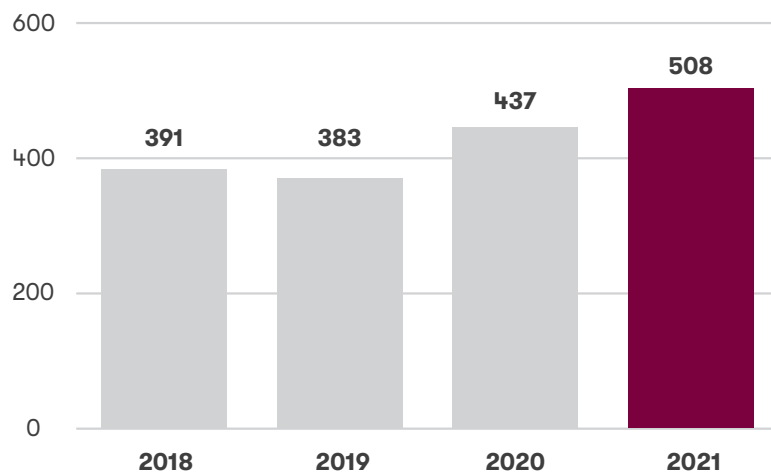


FIGURE 5. NUMBER OF PUBLICATIONS REGISTERED BY VU RESEARCHERS IN ELABA (PCS.) IN 2017-2021

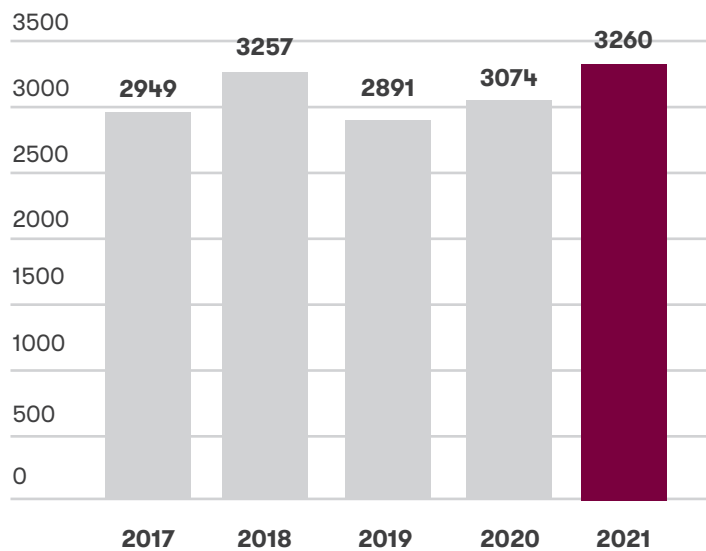
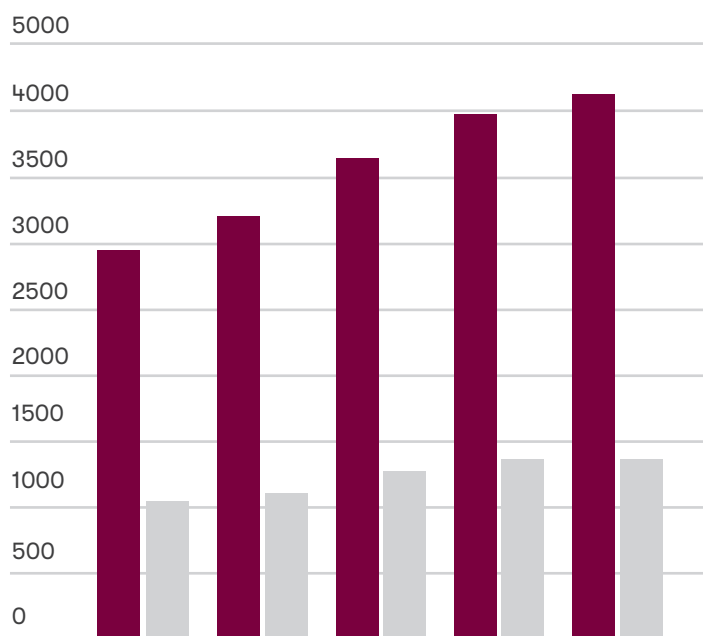


TABLE 8. PUBLICATIONS OF VU RESEARCHERS IN 2017-2021

	2017	2018	2019	2020	2021
Monographs, studies, fundamental and original theoretical research works	21	31	36	38	24
Articles	1647	1715	1724	2158	2174
Of which in peer-reviewed scientific publications in Lithuania	448	456	417	538	606
Of which in international and foreign peer-reviewed scientific publications	1199	1259	1307	1620	1568
Study textbooks, coursebooks and other study literature	32	22	29	45	46
Other books (dictionaries, manuals, translations, atlases, catalogs, etc.)	39	50	36	57	52
Other publications	112	106	142	185	176
Conference proceedings	133	150	119	117	137
Conference abstracts	965	1183	805	478	651
TOTAL:	2949	3257	2891	3074	3260

FIGURE 6. VU RESEARCH ARTICLES IN THE CLARIVATE ANALYTICS WEB OF SCIENCE CORE COLLECTION DATABASE IN 2017-2021

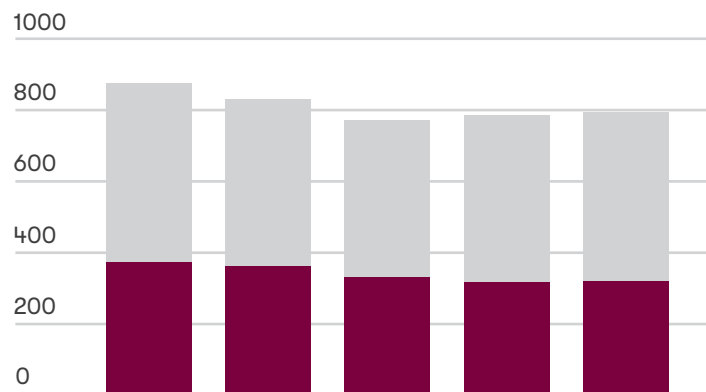


	2017	2018	2019	2020	2021
At VU	2939	3178	3621	3973	4233
In Lithuania	1002	1071	1277	1357	1335

TABLE 9. INDICATORS OF VU STRATEGIC PLAN AND STRATEGIC ACTION PLAN BASED ON THE METHODOLOGY OF THE GOVERNMENT OF THE REPUBLIC OF LITHUANIA

PROGRESS INDICATORS	2018	2019	2020	2021
Part of international level research publications prepared with foreign partners (percentage)	58.9 %	55.39 %	55.3 %	55.6 %
Part of international level research publications prepared with business partners (percentage)	1.25 %	1.88 %	1.31 %	1.27 %
Part of research articles of Vilnius University among all research articles of Lithuanian research and study institutions published in the publications of the Web of Science list (percentage)	33.7 %	35.3 %	34.2 %	31.5 %
Part of publications falling among 10% of the best in the world (percentage)	8.89 %	8.5 %	8.2 %	8.2 %
Number of international research projects	122	122	142	154
Number of international patent applications	6	5	12	21
Percentage of doctoral students who went to foreign centres at least once during the study year, of whom went abroad for more than 30 days	73 % (18.3 %)	84 % (16 %)	33 % (5,5 %)	39,4 % (4,2 %)
Joint doctoral studies agreements with foreign universities	4	4	3	0
Number of researchers recruited from abroad corresponding to categories R3 and R4 (according to Euraxess profiles descriptors)	4	5	4	12

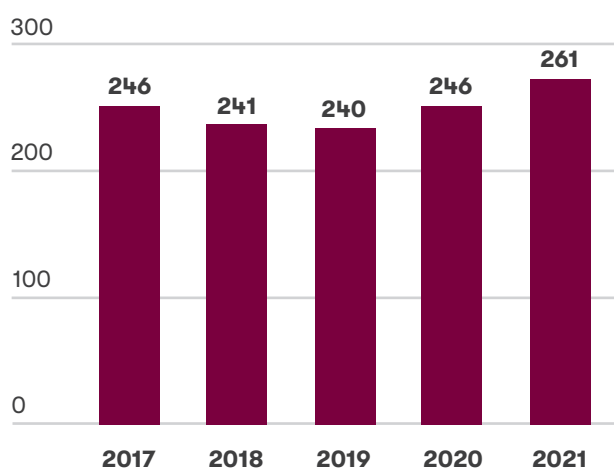
FIGURE 7. NUMBER OF VU DOCTORAL STUDENTS IN 2017–2021



	2017	2018	2019	2020	2021
Men	358	336	335	329	325
Women	472	467	441	453	462
total:	830	803	776	782	787

STUDIES AND LIFELONG LEARNING

FIGURE 8. CHANGE IN THE NUMBER OF STUDY PROGRAMMES TO WHICH ADMISSION WAS HELD IN 2017–2021



In 2021, a safe return to the study process back to the University spaces has become a priority. As the COVID-19 pandemic appeared to be more manageable, the decision was made to return to the contact learning process with a possibility of remote or hybrid study in cases where such return was not possible. As in previous years, support for return and hybrid learning has been developed, training has been provided for lecturers, and support has been provided to students on remote learning and stress management.

After Šiauliai University became the Šiauliai Academy of Vilnius University, the number of study programmes offered by the University increased with the total number of students increasing by 8%. As of 1 October 2021, 22.7 thousand students studied at the University. The indexation of the standard tuition fee for students admitted since September accounted for 16% and significantly contributed to the growth of study funds in 2022 resulting in a sustainable and high-quality study process.

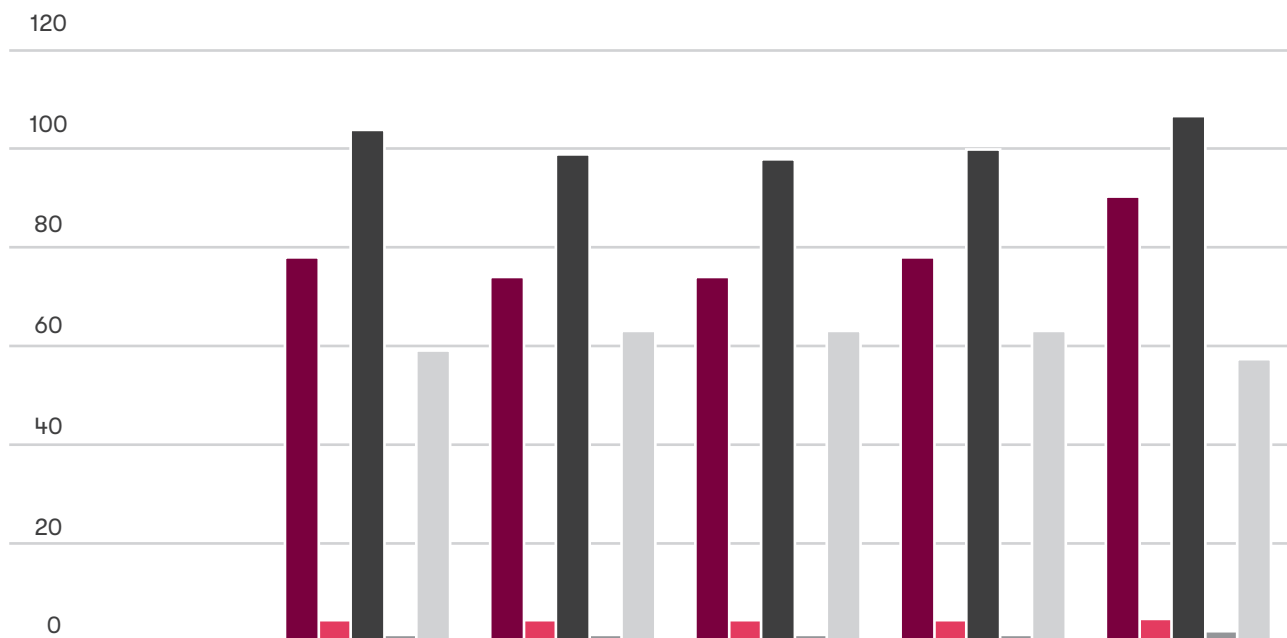
Over the reporting year, a great deal of attention is continuously paid to the strategic direction of study development - the internationalisation of studies. As

in previous years, projects for the internationalisation of studies were carried out with a total of 91 thousand Eur allocated in 2021. The main activities were funded: visits of foreign lecturers, study visits to improve and develop academic mobility, attract foreign students, organisation of summer schools, promotion of students' international research activities, support for international professional network memberships and/or accreditation, University lecturers' participation in international events related to the improvement of learning and teaching, internationalisation of study content activities. As a result of the efforts made in enhancing internationalisation, the offer of study programmes in a foreign language has increased, and the number of foreign students at all levels has increased. The number of joint activities with foreign partners is growing and the University is becoming increasingly visible to international students. When coordinating the activities of the student-centered quality learning system group in the Arqus European University Alliance, the University paid a special attention to improving the quality of teaching and innovation, developing short-term and long-term student mobility and increasing the effectiveness of recognition of acquired competencies. In 2021, teacher training for teachers has been organised, the Arqus Teaching Excellence Award has been created, invitations for teachers and students to visit partner universities have been launched, and a methodology for implementing mobility window curricula has been developed and is currently being tested in seven university curricula. Joint study programs in translation, European studies and cyber security are being developed, cooperation with partners is being carried out for the development of other joint study programs, and a system for the automatic recognition of competencies and qualifications is being developed between partner universities. The activities developed by the Arqus network not only directly contribute to the increase of the quality and internationalisation of the University's studies by creating wider opportunities for cooperation between students and lecturers, but also strengthen the University's visibility in the international space.

Another important change in 2021 was introduced in the regulations for the organisation of competitions for the positions of lecturers and researchers (artists) of Vilnius University and the organisation of certification providing for a much more detailed assessment of the pedagogical competencies of lecturers. This step is of great importance aiming to increase the quality of teaching so that the University consistently pursues the recognition and development of pedagogical competencies. After establishing the requirements for pedagogical competencies, the system of support for lecturers and development of teaching competencies has been further developed: basic competencies development and thematic trainings for lecturers are provided, the network of educational consultants is expanded, and incentive tools are applied for contribution to study quality and good teaching practice. Also in 2021, a strategic tool for promoting teaching innovation - the Fund for Educational Initiatives - was launched. At the end of the year, the first initiatives proposed by lecturers were awarded from this fund for 107 thousand Eur, the aim of which is to provide quality update for the subjects delivered and teaching/learning methods in order to achieve student-centered teaching and learning. In the autumn of 2022, the results of these initiatives are planned to be presented to the community.

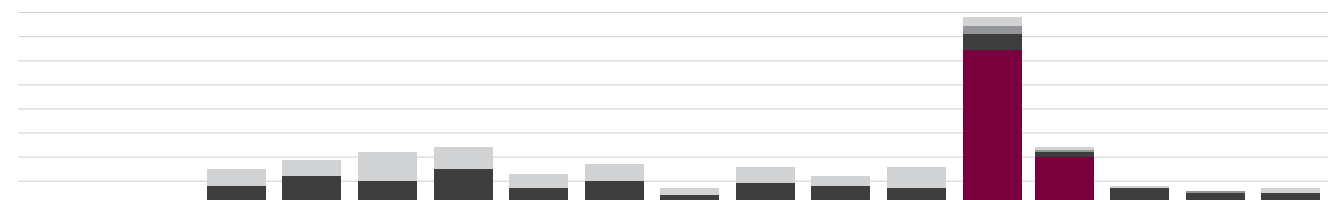
In September, the Senate of the University approved the general competencies of Vilnius University graduates, the development of which, according to the leaders of the country's leading organisations, is extremely important for the professional competitiveness of University graduates. Based on the approved list of general competencies and with the help of educational consultants, the University study programmes will be updated, and the training for lecturers' core competencies will be supplemented with methods for the development of these competencies.

FIGURE 9. NUMBER OF STUDY PROGRAMS TO WHICH ADMISSION WAS ORGANISED BY STUDY CYCLE (BACHELOR, MASTER, INTEGRATED, PROFESSIONAL PEDAGOGICAL, RESIDENCY) AND ITS CHANGE IN 2017–2021



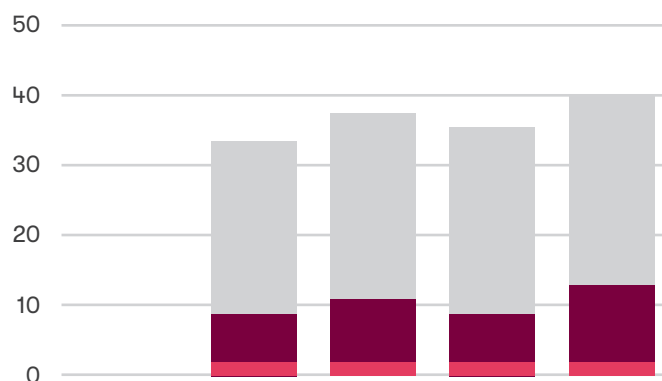
	2017	2018	2019	2020	2021
1st cycle	78	74	74	78	88
Integrated	4	4	4	4	4
2nd cycle	104	99	98	100	111
PPS	1	1	1	1	2
Residency	59	63	63	63	56

FIGURE 10. NUMBER OF STUDY PROGRAMMES TO WHICH ADMISSION WAS HELD IN 2021 (BY UNITS)



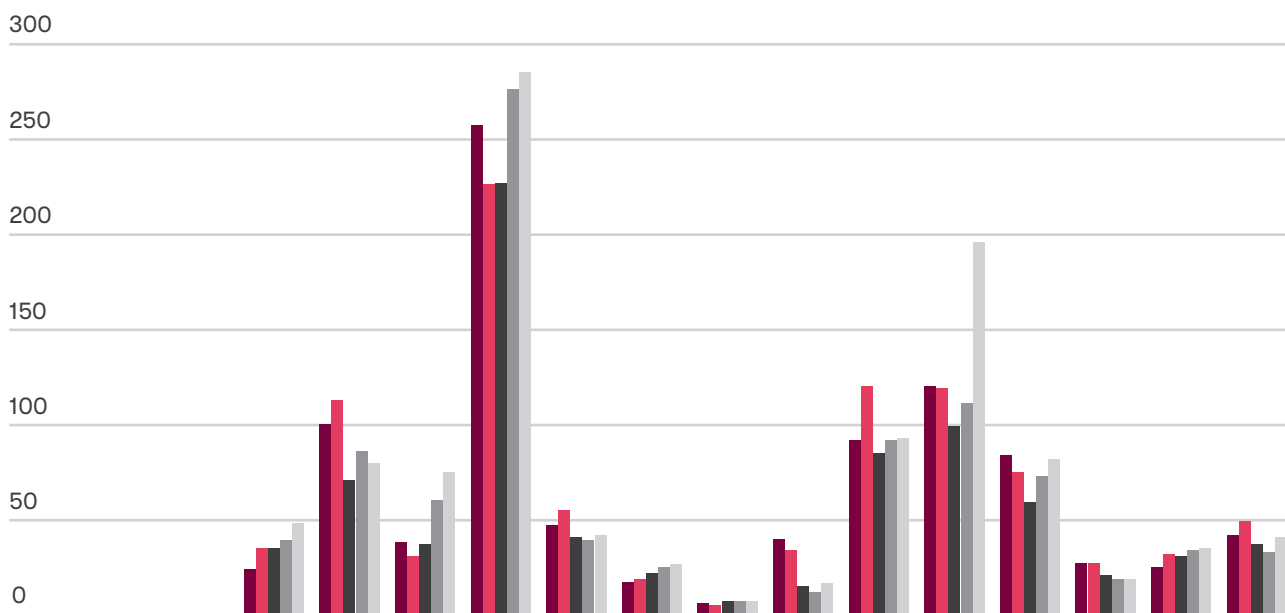
	CHGF	EBAF	PHLF	PHSF	PHF	LSC	HF	KNF	CF	MIF	MF	ŠA	IRPSI	LF	BS
Residency											56				
PPS				1								1			
2nd cycle	7	11	8	13	6	9	3	8	7	6	7	12	6	3	5
Integrated											3			1	
1st cycle	7	7	12	9	4	7	3	7	4	9	5	11	1		2

FIGURE 11. NUMBER OF STUDY PROGRAMMES IN FOREIGN LANGUAGES IN 2017–2021



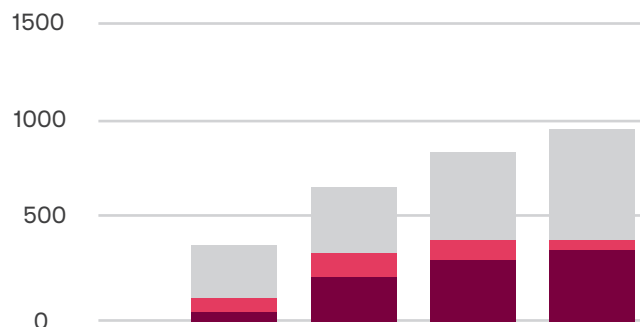
	2018	2019	2020	2021
1st cycle	9	11	9	16
Integrated	2	2	2	2
2nd cycle	35	38	36	40

FIGURE 12. SUBJECTS IN FOREIGN LANGUAGES ON OFFER TO EXCHANGE STUDENTS IN 2016–2021



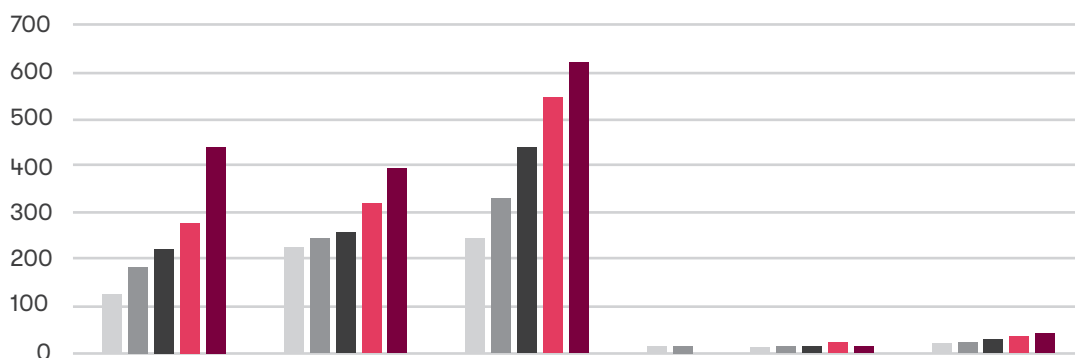
	CHGF	EBAF	PHSF	PHSF	PHF	LSC	HF	KNF	CF	MIF	MF	ŠA	IRPSI	BS
2016/2017	24	100	38	257	47	17	6	40	92	120	84	27	25	42
2017/2018	35	113	31	226	55	19	5	34	120	119	75	27	32	49
2018/2019	35	71	37	227	41	22	7	15	85	99	59	21	31	37
2019/2020	39	86	60	276	39	25	7	12	92	111	73	19	34	33
2020/2021	49	81	76	286	42	31	7	17	93	197	79	19	36	40

FIGURE 13. NUMBER OF APPLICATIONS OF FOREIGN CITIZENS FOR STUDIES AT VILNIUS UNIVERSITY (FIRST, SECOND CYCLE AND INTEGRATED STUDY PROGRAMMES) IN 2018–2021



	2018	2019	2020	2021
■ Bachelor studies	157	415	553	573
■ Integrated studies	228	260	245	222
■ Master studies	304	555	803	913

FIGURE 14. CHANGE IN FULL-TIME INTERNATIONAL STUDENTS IN 2017–2021



	BACHELOR STUDIES	MASTER STUDIES	INTEGRATED STUDIES	PROFESSIONAL PED-AGOGY STUDIES	RESIDENCY STUDIES	DOCTORAL STUDIES
■ 2021	432	396	616	2	17	46
■ 2020	288	313	544	1	19	37
■ 2019	223	250	443	17	28	28
■ 2018	161	240	337	17	24	24
■ 2017	122	229	247	16	24	24

TABLE 10. NUMBER OF GRADUATES OF SUBJECT SPECIALISATIONS OF PEDAGOGICAL STUDIES, UPON COMPLETION OF WHICH A PEDAGOGUE'S QUALIFICATION WAS AWARDED,

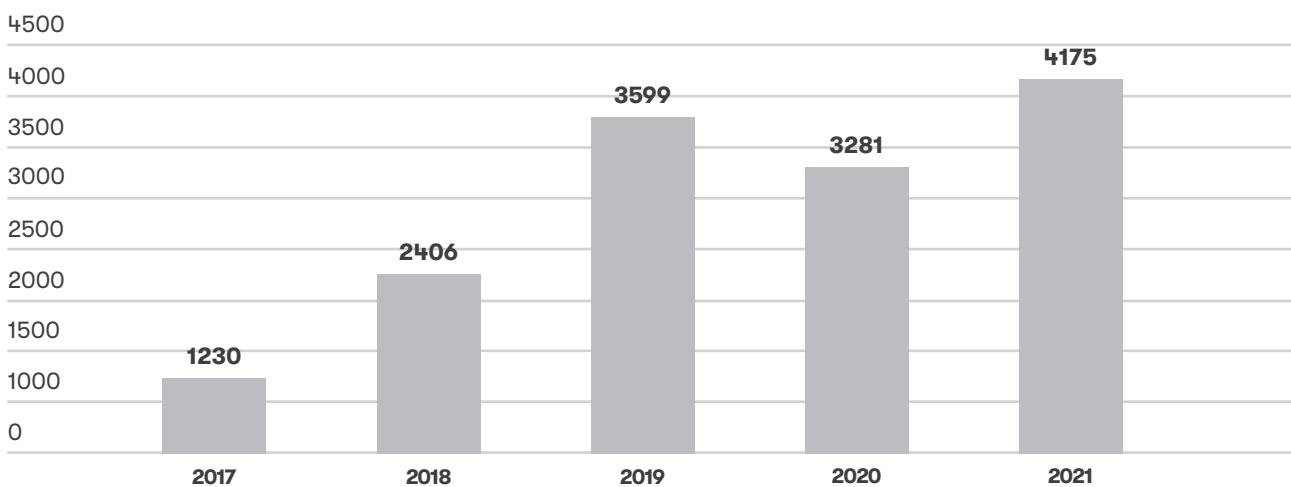
	2018	2019	2020	2021
Childhood pedagogy			13	
Subject pedagogy *				
Professional Pedagogical studies	53	53	62	142
Minor pedagogy studies	20	21	24	43
Studies of an additional subject module *			71**	88***
Total:	73	74	170	273

* The studies of the 1st cycle study programme of subject pedagogy started in 2020

** 18 graduates completed chemistry module, 39 - pre-school education, 14 - primary education

*** 5 graduates completed chemistry module, 9 - physics, 48 - pre-school education, 26 - primary education

FIGURE 15. NUMBER OF ACTIVE COURSES * IN THE VIRTUAL LEARNING ENVIRONMENT IN 2017–2021



* Courses are considered to be active courses with more than 3 activities prepared by a lecturer and student activities involved, too.

TABLE 11. NUMBER OF VU STUDENTS BY YEAR, STUDY CYCLES AND TYPE OF FUNDING

	2017	2018	2019	2020	2021
Bachelor studies	11186	11496	11662	12397	13521
SF	8315	8583	8796	9959	10866
SNF	2871	2913	2866	2438	2655
Master studies	3181	3164	3340	3525	3866
SF	2133	2171	2360	2551	2705
SNF	1048	993	980	974	1161
Integrated studies	2791	2841	2935	3112	3205
SF	1624	1613	1619	1765	1900
SNF	1167	1228	1316	1347	1305
Professional Pedagogical studies	77	98	102	114	212
SF	76	87	100	111	151
SNF	1	11	2	3	61
Doctoral studies	829	803	776	782	787
SF	759	741	723	729	737
SNF	70	62	53	53	50
Residency studies	777	797	836	833	823
SF	624	643	666	661	667
SNF	153	154	170	172	156
Total number of students:	18841	19199	19651	20763	22414

SF – State-funded studies

SNF – State-non-funded studies

FIGURE 16. NUMBER OF STUDENTS WHO RECEIVED INCENTIVE SCHOLARSHIPS FROM THE STATE BUDGET FOR LEARNING OUTCOMES IN 2017–2021

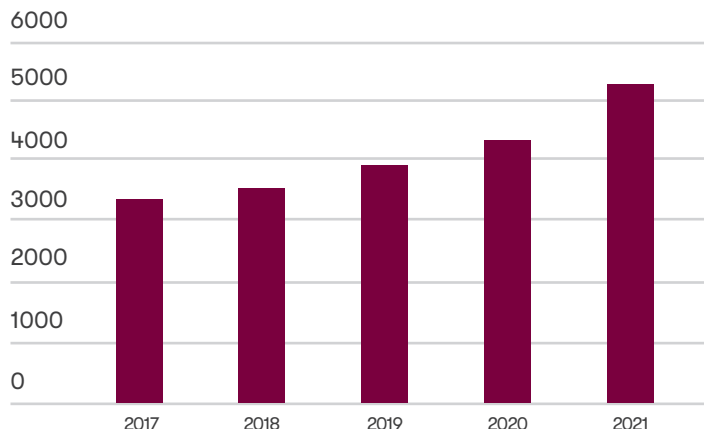
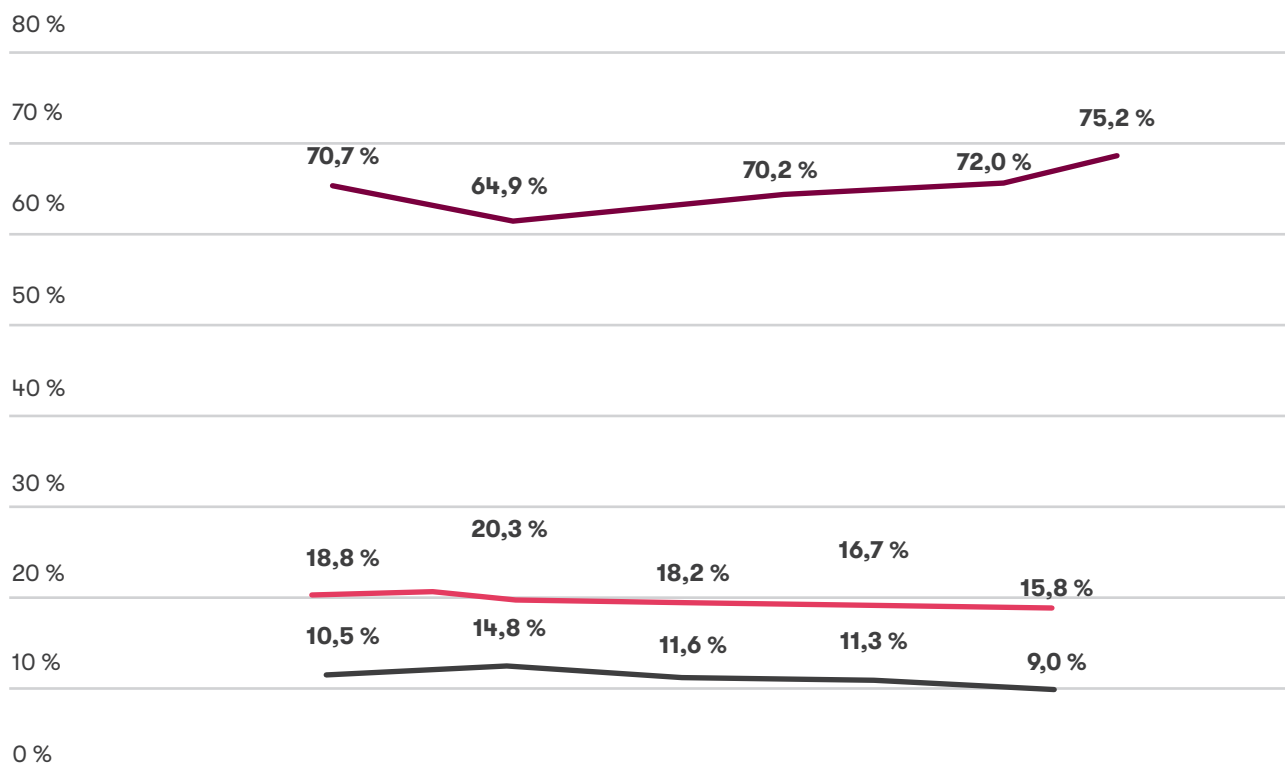


FIGURE 17. DISTRIBUTION OF STUDENTS' OPINION ON THE OVERALL SATISFACTION WITH THE SEMESTER STUDIES (PER CENT) BY STUDY SEMESTERS (2019–2021)



	2019/20 AUTUMN (ACTIVITY 77,9 %)	2019/20 SPRING (ACTIVITY 72,3 %)	2020/21 AUTUMN (ACTIVITY 77,3 %)	2020/21 SPRING (ACTIVITY 73,5 %)	2021/22 AUTUMN (ACTIVITY 69,2 %)
No / Somewhat no	10,5 %	14,8 %	11,6 %	11,3 %	9,0 %
Neither yes, nor no	18,8 %	20,3 %	18,2 %	16,7 %	15,8 %
Yes / Somewhat yes	70,7 %	64,9 %	70,2 %	72,0 %	72,2 %

TABLE 12. EMPLOYMENT OF VU GRADUATES (12 MONTHS AFTER GRADUATION IN 2016–2020)

Year of studies	Number of graduates	Self-employed and/or under employment agreement	Only self-employed	Continuing studies	Declared departure abroad	On parental leave	In military service	Unemployed
1st (Bachelor) cycle graduates								
2015–2016	2523	1938	78	687	144	7	6	221
2016–2017	2390	1858	107	615	147	6	2	209
2017–2018	2146	1703	102	574	113	4	0	178
2018–2019	2243	1764	76	633	63	6	3	222
2019–2020	2049	1710	73	626	28	2	1	158
2nd (Master) cycle and Integrated studies graduates								
2015–2016	1771	1495	69	256	59	5	1	257
2016–2017	1746	1488	85	241	69	2	1	238
2017–2018	1517	1258	72	228	56	4	2	260
2018–2019	1482	1248	98	262	29	5	2	281
2019–2020	1470	1217	50	238	31	8	0	302

Source: National Agency for Education

TABLE 13. NUMBER OF LECTURERS WHO PARTICIPATED IN TRAINING PROGRAMMES FOR THE DEVELOPMENT OF PEDAGOGICAL COMPETENCIES IN 2018–2021

Year	Number of lecturers who participated in training programmes	Gender		Duration of training programmes	Avg. number of hours per 1 lecturer
		Women	Men		
2018	163	121	42	from 3 to 20 hrs	12.7
2019	336	255	81	from 3 to 40 hrs	14
2020	206*	148	58	from 1 to 21 hrs	5,2
2021	224	178	46	from 1 to 24 hrs	7,8

* This number does not include 869 teachers who, in 2020, participated in remote learning seminars on the use of remote learning experiences

UNIVERSITY COMMUNITY

In 2021, the Vilnius University community, in an attempt to adapt to the new reality caused by the pandemic, applied a hybrid work model by combining the principles of remote and direct work. Compared to 2020, there is an increase in staff mobility (an increase in the number of internships and business trips) and qualification improvement (an increase in the number of training participants), renewed staff selection processes (an increase in the number of selections announced by the University).

In 2021, Vilnius University had 5,417 employees, including both academic and non-academic staff. 2456 lecturers and 886 researchers worked in all units of the University. 2075 people held non-academic positions, including all categories of positions (managers, specialists, unskilled staff). The increase in the number compared to 2020 (4963 employees) was determined by the integration of Šiauliai University and the increasing scope of projects, as well as the need for their inspectors after the introduction of "the opportunity passport" (the Lithuanian version for a vaccination certificate). One of the most important tasks was the integration of Šiauliai University staff and students into the Vilnius University community. Although the process is long, the foundations for successful follow-up and collaboration have been laid.

In 2021, a working group headed by the Rector of the University was established to revise and update the remuneration policy and practice. Members of the Senate, the Council, Pro-Rectors and representatives of the units took part in this undertaking. Taking into account the proposals and observations of the units, after considering the project in the Rectorate and the Senate, on 15 December 2021, the Council of the University approved an updated Description of the Procedure for Employee Remuneration of Vilnius University. During the reporting period, the salaries of the academic staff were increased, i.e. as of 2021, the BS (base salary) amounts to 2300 Eur, while the researchers, junior researchers, assistants, junior assistants, lecturers with a degree qualify for a monthly salary in the amount of 2480 Eur.

The mobilisation and involvement of members of the University community was promoted through continuous information, empowerment to participate in the decision-making and the development of the Strategic Plan of the University, community-based activities: community events, equal opportunities and discrimination prevention, volunteering, academic mentoring and emotional support to the community members.

The pandemic did not prevent the continuation of the initiative "Grįžtanti atmintis" (En. "The Returning Memory"). It aims to remember and honour the members, students and staff of the Vilnius University community who had been expelled from the University as a result of participation in the eventful history of Lithuania, the were persecuted by the totalitarian regimes or the collaborators, therefore they were deprived of the opportunity to complete their studies and attain education, continue research, pedagogical or other activities related to the University. In accordance with the principle of historical justice, these individuals are awarded the symbolic Memory Diplomas of Vilnius University. In all, 155 persons have been honoured this year.

The information on current events, changes, professional development opportunities, internal career opportunities, benefits for employees is provided to the University community through all internal communication channels such as e-mails, weekly newsletters for the entire University community, CAU newsletters or via email conferences held for the employees of each unit, as well as publishing news on the University intranet in Lithuanian and English, holding events and discussions. The practices of remote information meetings were effectively adapted and expanded during the pandemic, for example by discussing and informing the community about the new Strategic Action Plan of the University.

In 2021, the activities of Vilnius University in the field of equal opportunities were further developed in order to achieve changes in ensuring diversity and non-discrimination on the basis of gender, ethnicity, age, race, culture, social origin and situation. Active work with the inclusion of people with disabilities was continuing, individual study plans for students with disabilities were prepared, and assistance was arranged with the help of volunteer assistants. In cooperation with international partners and various disability organisations, regular training is provided to the University community on the needs of different disabilities, with a special focus on the needs of students with psychosocial disabilities and learning difficulties (invisible disabilities). Consistent work has been carried out on the accessibility of the University's environment for people with disabilities. In 2021, the accessibility project for the St. John the Baptist and St. John the Apostle and Evangelist Church in Vilnius was coordinated with various institutions.

On 14 December 2021, the VU Gender Equality Plan for 2021–2025 was approved by the Senate, also the gender equality plans were approved by six faculties. Events were organised to address the issue of gender equality in higher education. Recommended remote learning courses for students and staff on the recognition and prevention of sexual harassment have been developed. The activities of the Trust Line at the University are being continued.

The VU CTC plays an important role in fostering the emotional well-being of the community. The services of the centre are popular among both the students and the staff, the services are also available to non-members. Apart from offering training programmes and counseling provision to the community of each unit of the University, the psychologists provide emergency free counseling to communities at risk of suicide. In 2021, there were 3 consulting rooms available in various locations of the University. If necessary, on individual agreement, CTC employees provide training sessions and psychological services in the University's units based in Kaunas and Šiauliai.

Active pastoral activity at the Church of St. Johns of Vilnius University responds to the spiritual needs of the community and the residents of Vilnius. The Jesuits who serve in this church (including the VU chaplain) and the pastors who organise and conduct various services of faith, in addition to direct sacramental services (mass, confessions, baptisms, marriages, funerals, etc.), arrange and carry out various activities related to the faith, groups of in-depth cognition of scripture and spirituality, are active participants in social activities.

Exceptional initiatives implemented by the new VU chaplain and pastoral team include the Interfaith Dialogue Forum, the pastoral care of LGBT people and the Street Raid organized by VU Magis Club students (visiting the homeless people).

TABLE 14. CHANGE IN THE NUMBER OF VU EMPLOYEES IN 2016–2021 (DATA AS OF 31 DECEMBER)

Years	Total number of employees		Academic staff *			Non-academic staff**		
	Number of employees	Number of positions (posts)	Number of employees	Number of positions (posts)	Percentage from the total number of employees	Number of employees	Number of positions (posts)	Percentage from the total number of employees
2017	4 875	3 621,35	2 902	1 833,01	59,53 %	1 973	1 788,34	40,47 %
2018	4 799	3 634,10	2 875	1 877,64	59,91 %	1 924	1 756,46	40,09 %
2019	4 823	3 683,61	2 948	1 954,38	61,13 %	1 875	1 729,23	38,87 %
2020	4 973	3 942,57	3 060	2 129,12	61,53 %	1 913	1 813,45	38,47 %
2021	5 417	4 307,73	3 342	2 372,34	61,69 %	2 075	1 935,39	38,31 %

* Academic staff - lecturers, scientists and researchers

** Non-academic staff - non-academic staff occupying non-academic positions throughout the University (administrative, technical, economic staff, cultural staff, including top managers).

TABLE 15. NUMBER OF VU EMPLOYEES IN 2021 (DATA AS OF 31 DECEMBER)

NUMBER OF EMPLOYEES	
Rector, Pro-Rectors, Chancellor	6
Top managers *	60
Top managers **	19
Academic staff	3342
Non-academic staff	2009
Foreign nationals working under employment agreements	153
Women	3138
Men	2279
Total number of employees:	5417
Total number of posts:	4307,73

* The number of top managers under main employment agreements

** The number of top managers working on the basis of additional work arrangements is not included in the total number of employees.

TABLE 16. DISTRIBUTION OF EMPLOYEES BY GENDER IN 2017–2021 (DATA AS OF 31 DECEMBER)

Years	Total number of employees and positions (posts)		Women			Men		
	Number of employees	Number of positions (posts)	Number of employees	Number of positions (posts)	Part of the total number of employees (percentage)	Number of employees	Number of positions (posts)	Part of the total number of employees, (percentage)
2017	4 875	3 621,35	2 735	2 059,40	56,10	2 140	1 561,95	43,90
2018	4 799	3 634,10	2 687	2 077,92	56,00	2 112	1 556,18	44,00
2019	4 823	3 683,61	2 748	2 121,06	56,97	2 075	1 562,55	43,03
2020	4 973	3 942,57	2 806	2 234,18	56,43	2 167	1 708,39	43,57
2021	5 417	4 307,73	3 138	2 516,58	57,93	2 279	1 791,15	42,07

TABLE 17. NUMBER OF NON-ACADEMIC STAFF, INCLUDING FOREIGN NATIONALS, IN 2021 (BY UNITS)

	Total number of staff	Total number of positions (posts)
Faculty of Chemistry and Geosciences	48	42,65
Faculty of Economics and Business Administration	32	31,4
Faculty of Philology	34	31,62
Faculty of Philosophy	78	49,6
Faculty of Physics	105	82,89
Life Sciences Centre	165	152,64
Faculty of History	15	15,73
Kaunas faculty	37	35,39
Faculty of Communication	19	14,92
Faculty of Mathematics and Informatics	46	43,03
Medicine Faculty	181	161,96
Šiauliai Academy	78	74,06
Institute of International Relations and Political Science	20	17,7
Faculty of Law	23	25,14
Business School	19	21
Dormitory Centre	96	97,25
Library	175	167,01
Botanical Garden	83	83,55
Central administration	289	303,08
Information Technology Services Centre	72	76,66
Confucius Institute	2	2
Cultural Centre	45	29,35
Training and Internship Bases Centre	22	21,75
Planetarium	10	8,25
Asset Management and Service Centre	245	219,26
Vilnius University Publishing House	16	13,29
Vilnius University Museum	12	9,29
VU Health and Sports Centre	42	35,83
Total:	2009	1866,3

**TABLE 18. TOP MANAGEMENT
AS OF 31 DECEMBER 2021**

	Total number of employees*	Total number of positions	Of them:	
			Men	Women
Rector	1	1	1	
Vice-Rector for Science	1	1		1
Pro-Rector for Studies	1	1	1	
Pro-Rector for Organizational Development and Community Affairs	1	1		1
Pro-Rector for Partnership	1	1	1	
Chancellor	1	1	1	
Faculty of Chemistry and Geosciences	5	3,25	3	2
Faculty of Economics and Business Administration	4	4	2	2
Faculty of Philology	7	4,5	0	7
Faculty of Philosophy	8	5,37	2	6
Faculty of Physics	9	7,3	6	3
Life Sciences Center	5	3,92	3	2
Faculty of History	3	3	2	1
Kaunas faculty	5	5	3	2
Faculty of Communication	3	3	2	1
Faculty of Mathematics and Informatics	9	5,75	8	1
Medicine Faculty	8	5,5	5	3
Šiauliai Academy	5	4,5	0	5
Institute of International Relations and Political Science	3	3	1	2
Faculty of Law	3	3	3	0
Business School	2	2	0	2
Total:	85	69,09	44	41

* 60 top managers work under main employment agreement and 19 under supplemental employment arrangements

TABLE 19. HEADS OF THE UNITS AS OF 31 DECEMBER 2021

	Heads of the units *			
	Women		Men	
	Number of employees	Number of positions (posts)	Number of employees	Number of positions (posts)
Faculty of Chemistry and Geosciences	1	1	0	0
Faculty of Economics and Business Administration	0	0	0	0
Faculty of Philology	0	0	0	0
Faculty of Philosophy	3	2,5	0	0
Faculty of Physics	0	0	0	0
Life Sciences Centre	2	1,01	0	0
Faculty of History	0	0	0	0
Kaunas faculty	3	2,5	1	1
Faculty of Communication	0	0	0	0
Faculty of Mathematics and Informatics	1	1	0	0
Medicine Faculty	4	4	0	0
Šiauliai Academy	3	3	2	1,75
Institute of International Relations and Political Science	0	0	0	0
Faculty of Law	0	0	0	0
Business School	0	0	0	0
Dormitory Centre	0	0	5	5
Library	13	12,75	1	1
Botanical Garden	3	3	2	2
Central administration	28	27,25	6	5,75
Information Technology Services Centre	2	2	7	7
Confucius Institute	1	1	0	0
Cultural Centre	1	1	0	0
Training and Internship Bases Centre	1	1	0	0
Planetarium	1	1	0	0
Asset Management and Service Centre	2	2	5	5
Vilnius University Publishing House	0	0	1	1
Vilnius University Museum	1	1	0	0
VU Health and Sports Centre	1	1	0	0
Total:	71	68,01	30	29,5

* Only the heads of the units with the rights of the administrative unit are counted

OTHER EDUCATIONAL AND CULTURAL ACTIVITIES

Vilnius University Library (VUL) was organising their activities according to the Action Plan for 2021 designed in line with the strategic priorities of VU and, in order to contribute to the implementation of the strategic goals of VU, drafted Guidelines for the Open Science Policy of VU. This document aims to ensure the formation of an open science culture, adherence to the principles of open science, to promote openness in the scientific community and its activities, to improve the quality of research and artistic results and educational resources based on them, leading to an increase of the dissemination of research to the public. VUL also carried out the annual activity “Open Science: Availability and Dissemination of Research Results” and ensured the growth of the number of full-text publications in the eLABa system and research data/collections (MIDAS).

Despite the restrictions triggered by the pandemic, the VUL organised the release of traditional resources in a contactless manner therefore the use of e-resources was encouraged. After releasing the restrictions, normal work mode was resumed. In 2021, due to quarantine constraints, visits decreased by 35.3%.

In 2021, VUL has been enlarged with one more unit, namely, the Information Centre of Šiauliai Academy.

For the first time, the international LibQual quality assessment tool has been applied to the evaluation of library services. The obtained results allow to determine the level of provided services, to find out the expectations of the community and to compare the results with other libraries.

The entire content published on the VUL Digital Collections Portal has started to be marked with Public Domain licenses. With the download function of individual objects or their fragments, anyone who wishes is able to access and use the images of the digitised heritage in their creative, scientific or business activities.

A document preserved by the VUL - a manuscript of Kazimieras Kristupas Daukša's grammar “Short Linguistic Science of Lithuanian Tongue” is included in the Lithuanian Register of UNESCO World Memory.

In 2021, the Vilnius University Museum (VUM) integrated the Adam Mickiewicz Museum that had been operating under the VU Library. This allowed

to expand the range of services offered, enlarge the exhibition spaces, reallocate resources and plan staff work more efficiently. The scope of VUM activities was severely affected by the Covid-19 pandemic crisis and the operational constraints imposed as a result of the pandemic. St. The St. John's Bell Tower and the Adam Mickiewicz Museum opened for receiving visitors only at the end of June, due to various restrictions, less of large groups of tourists visited VUM, which was one of the main sources of income before the pandemic. For these reasons, visitor flows were 6 times lower.

In 2021, the activities of the Botanical Garden of Vilnius University were still restricted due to the constraints of the coronavirus pandemic - major garden events and concerts had to be abandoned and some other events (conference seminars) had to be organized remotely, as in previous years. However, last year was successful in implementing various projects (scientific, educational, infrastructural) - as many as 6 project activities were carried out. The staff of the Botanical Garden prepared and published a photo album “Environmental Art in the Botanical Garden of Vilnius University” and 4 other informational and educational publications. In 2021, the staff of the Botanical Garden published 50 popular science articles, participated in 50 television shows. The number of followers of the Botanical Garden Facebook account continued to increase (up to 20,845). Continuing to work remotely, curators of garden plant collections continued to improve descriptions of collection samples. The quality assessment and selection of plant collections has been carried out consistently; 11,128 registered samples (9,354 unique names) remained in the garden collections. In 2021, the number of garden visitors increased up to 74.7 thousand (20% more than in 2020). The revenue from visitors in 2021 increased to 248 thousand Eur, or by 7.8%.

Volunteering activities within and outside the University in 2021 were still conducted in a mixed mode, combining contact and remote communication. The successful continuation of the VU volunteer project “Kelrodė žvaigždė” (The Pole Star) has expanded and started operating at VU Kaunas Faculty and VU Šiauliai Academy, as students studying there were invited to provide assistance to children experiencing communication or behavioural difficulties.

Voluntary assistance has been provided to Migrant and Refugee Centers and students with disabilities. In 2021, 220 students and 37 employees signed a volunteer contract with the University. Students have been actively involved in the activities of volunteer host organisations with which Vilnius University cooperates - the Lithuanian Red Cross Society, the Youth Line, the Food Bank, the Vilnius Archdiocese Caritas and others.

TABLE 20. ACTIVITIES AND VISITOR FLOWS IN VILNIUS UNIVERSITY MUSEUM 2017–2021

Activities	Visitor flows (number of visitors)				
	2017	2018	2019	2020	2021
Visits of the Bell Tower of St. Johns' Church	28 952	59 916	58 740		9 785
Visits of the architectural ensemble of Vilnius University	71 793				
Visits of the Adam Mickiewicz Museum (part of the VU Museum since 2021)	79 152	78 901	10 005	4 797*	
Book presentations at the Adam Mickiewicz Museum					3 604
Project "Erdvėlais žemė" (Spacecraft Earth)					90
Tours "VU 440"	40	120	75		
Specialized tours			400		
Exhibition "Stephen Bathory University 1919-1939", the opening ceremony	35	14	70		3 387
Exhibition and a tour dedicated to the 80th anniversary of Petras Repšys			94		
Anniversary exhibition of the Adam Mickiewicz Museum "110 Exhibits: Stories and Memory"				20	70
Literary Wednesdays at the Adam Mickiewicz Museum					700
International Poetry Festivals at the Adam Mickiewicz Museum					125
Museum Night					76
Heritas			160		
BCHS'29 International Conference					200
Student integration week tours OPEN VU			62		
Total	300	265	445	199	145

* As of 2021, only groups visiting the VU ensemble and paying for their visits are counted

FIGURE 18. NUMBER OF STUDENTS WHO ENTERED INTO VOLUNTARY ACTIVITY AGREEMENTS WITH VU AND CARRIED OUT VOLUNTARY ACTIVITIES IN 2018–2021

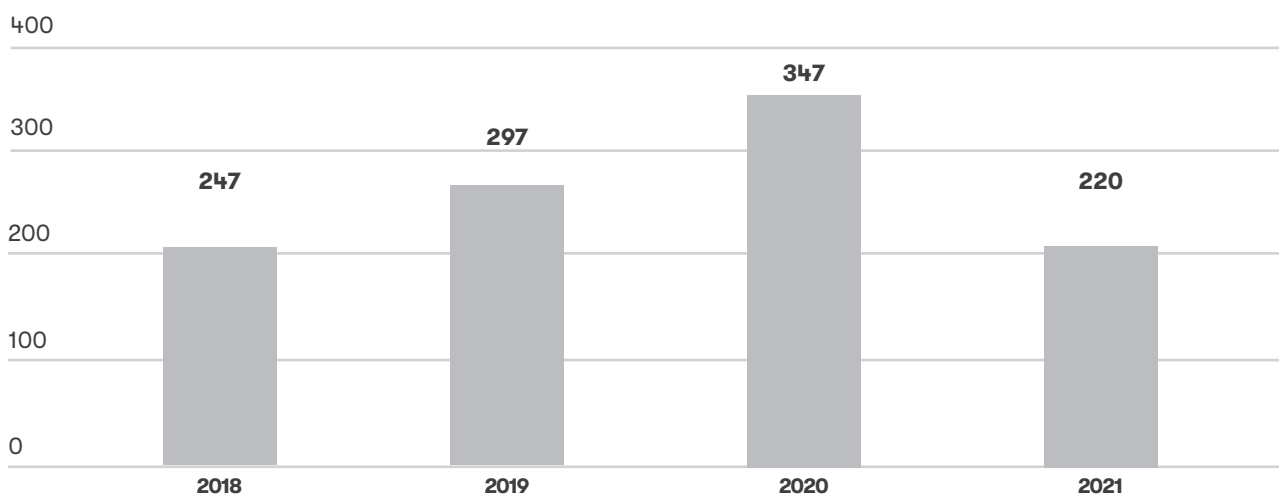


FIGURE 19. DYNAMICS OF THE WITHDRAWAL OF TRADITIONAL INFORMATION RESOURCES IN 2017–2021

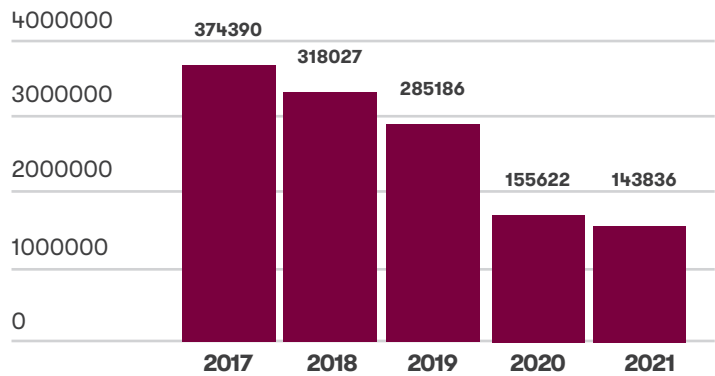


FIGURE 20. USE OF DATABASES IN 2017–2021

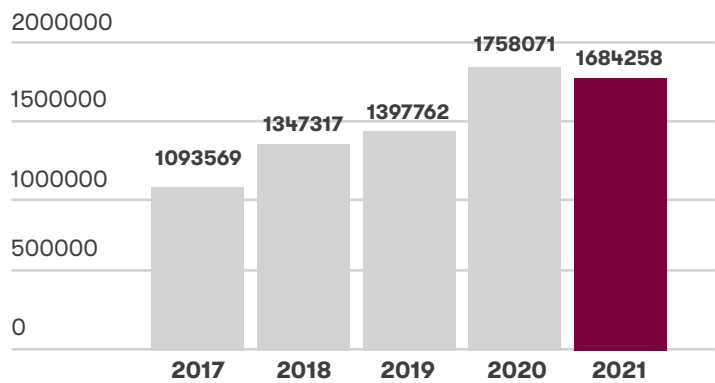


FIGURE 21. REGISTERED VU USERS IN VU LIBRARIES IN 2017–2021

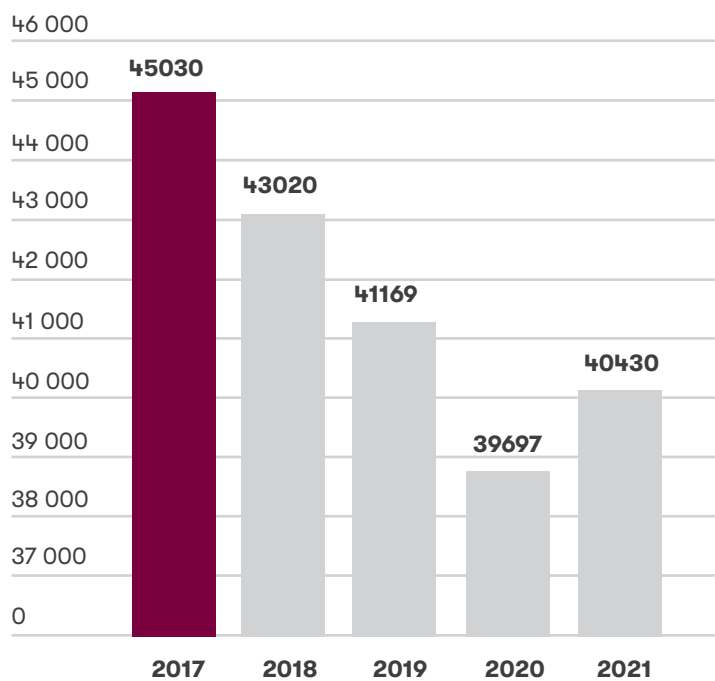


FIGURE 22. NUMBER OF USER VISITS TO LIBRARIES IN 2017–2021

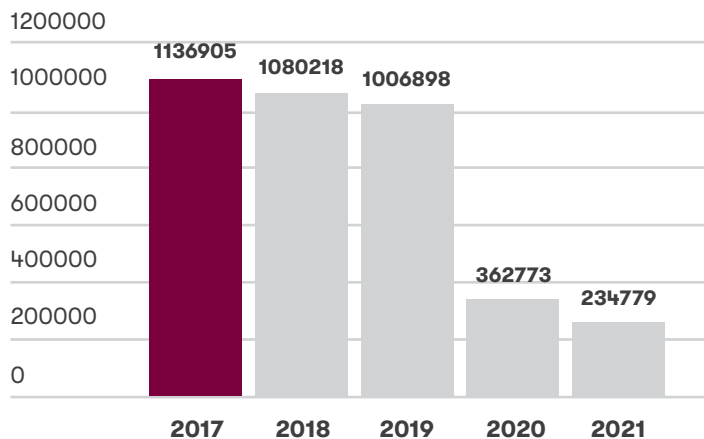
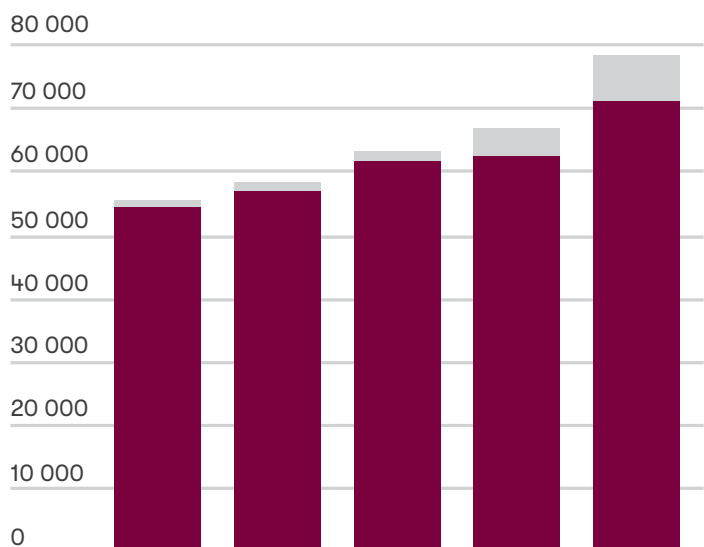
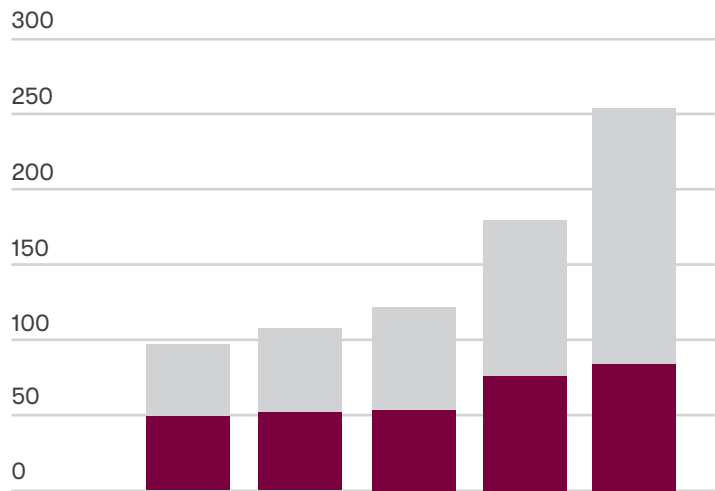


FIGURE 23. NUMBER OF FULL-TEXT SCIENTIFIC PUBLICATIONS IN THE ELABA REPOSITORY IN 2017–2021



	2017	2018	2019	2020	2021
■ Total numbers of records in eLABA	54 945	59 412	62 792	66 996	71 117
■ VU records with full-text documents	1 299	1 545	2 397	6 741	8 514

FIGURE 24. NUMBER OF DATASETS UPLOADED TO MIDAS IN 2017-2021



	2017	2018	2019	2020	2021
Published research	50	53	58	65	71
Unpublished research	99	118	142	167	205

FIGURE 25. NUMBER OF PUBLICATIONS INCLUDED IN THE ELECTRONIC CATALOGUE IN 2017-2021

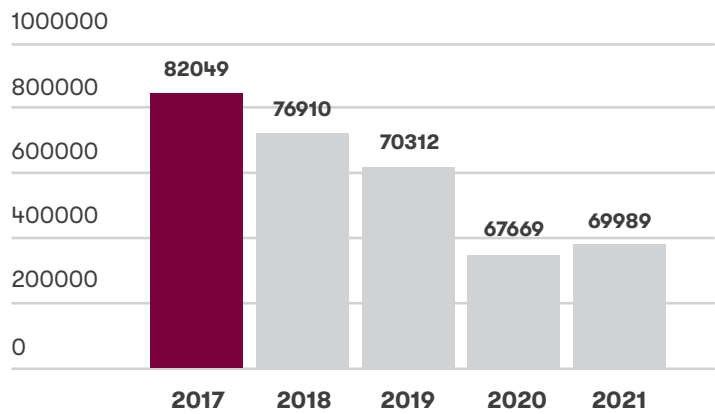


FIGURE 26. DIGITAL COPIES OF DOCUMENTS STORED IN THE LIBRARY FOR THE ARCHIVE AND ACCESS, IN 2017–2021

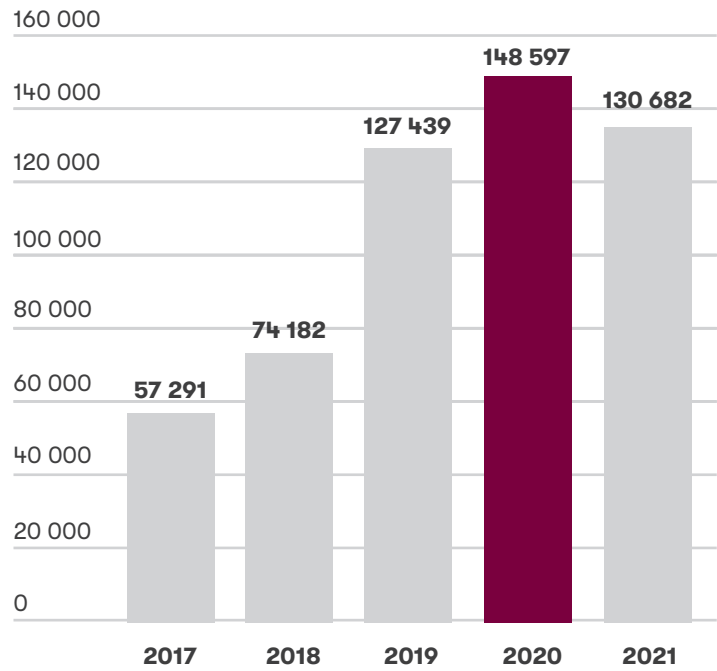
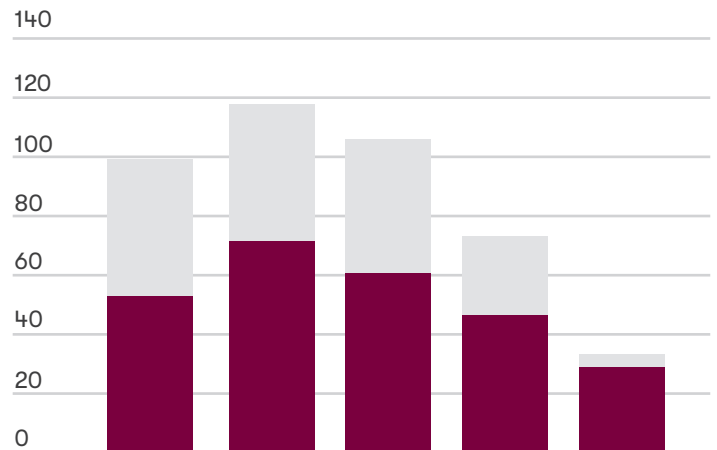
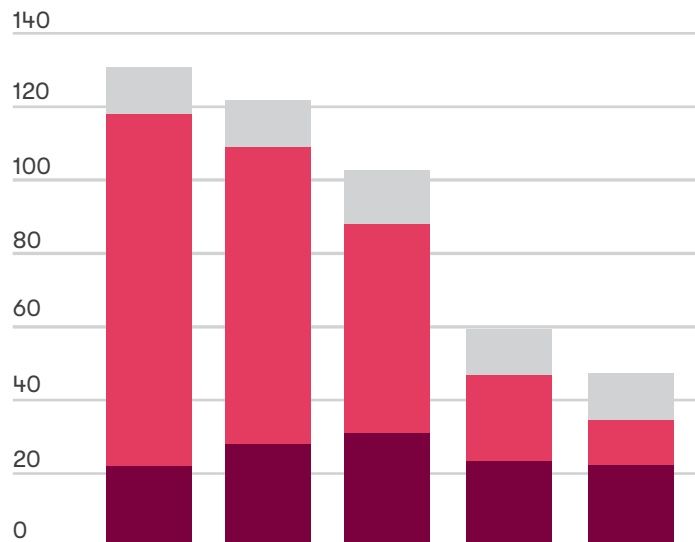


FIGURE 27. NUMBER OF PUBLIC EVENTS HELD IN THE LIBRARY IN 2017–2021



	2017	2021
Events	71	25
Exhibitions	47	27

FIGURE 28. NUMBER OF PUBLIC EVENTS ORGANISED IN THE LIBRARY BY THEME IN 2017–2021



	2017	2018	2019	2020	2021
■ Presenting the cultural heritage stored in the VU library	22	28	31	23	22
■ Held in cooperation with other units	96	81	57	23	14
■ Other events	13	13	15	13	16

FIGURE 29. NUMBER OF MANUSCRIPTS, BOOKS AND PERIODICALS RESTORED AND PRESERVED IN THE LIBRARY, CONDITIONAL PAGES OF CATEGORY VIII IN 2017–2021

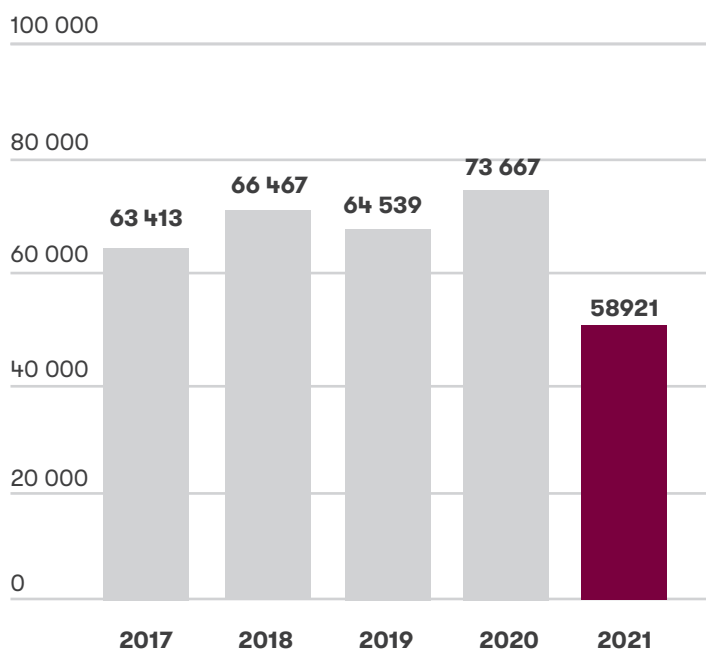


FIGURE 30. PUBLIC, NON-COMMERCIAL EVENTS OF VU BOTANICAL GARDEN FOR THE GENERAL PUBLIC IN 2017–2021

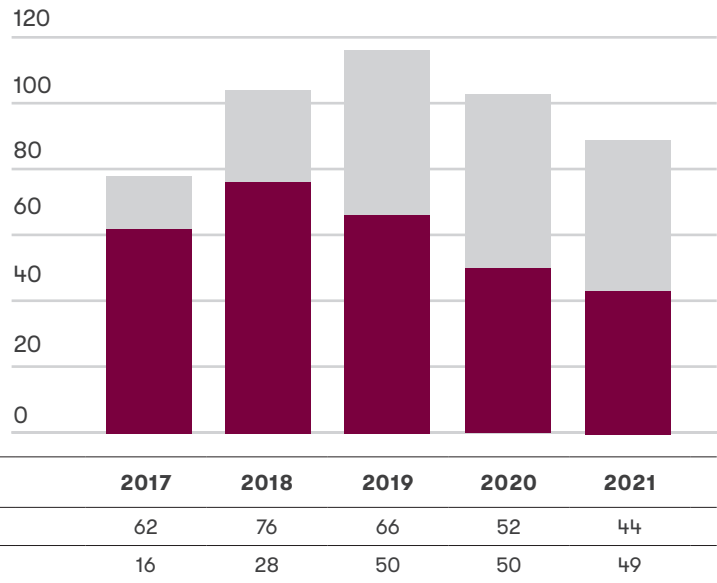


FIGURE 31. NUMBER OF PUBLIC EVENTS HELD IN THE CHURCH OF ST. JOHNS IN 2017–2021

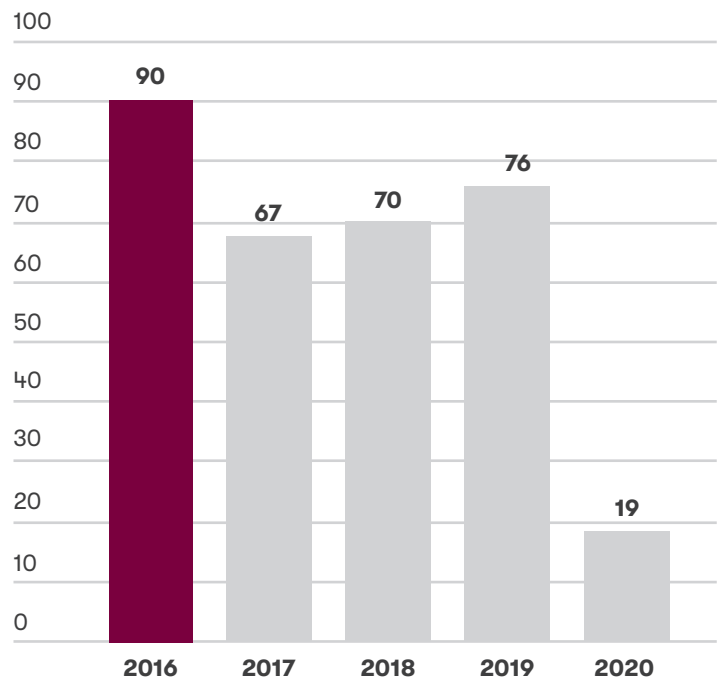


TABLE 21. NUMBER OF PUBLIC EVENTS HELD IN THE CHURCH OF ST. JOHNS' BY TYPE OF EVENTS IN 2017–2021

PUBLIC EVENTS HELD IN THE CHURCH OF ST. JOHNS	2017	2018	2019	2020	2021
Ceremony of awarding diplomas for Bachelor, Integrated and Master graduates (summer session)	25	22	23	**	1
Ceremony of awarding diplomas for Bachelor, Integrated and Master graduates (winter session)	5	6	-	5	-
Rent of the Church of St. Johns for concerts, festivals, filming and other events	13	25	28	5	8
Events held by VU community and Cultural Centre for University community, citizens and visitors of the city	24	17	25	9	8
TOTAL NUMBER OF EVENTS:	67	70	76	19	17

*The data do not reflect the events of the Integration Week, the time when first year students are introduced to the architectural ensemble of Vilnius University and the art groups of the Culture Centre. There are also no statistics on state funerals, no mention is made of state visits by foreign delegations, services and other religious events.

**Diploma award ceremonies were held in the Great Yard of the University

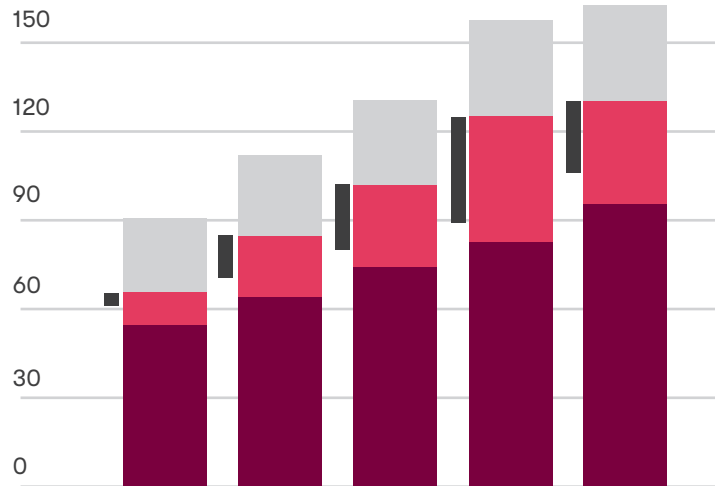
INFRASTRUCTURE AND PROPERTY MANAGEMENT

In 2021, the University funding and other revenues amounted to 157.28 million EUR, i.e. 1.43 million Eur more than in 2020.

State budget appropriations for 2021 increased by 15.1 percent. Additional appropriations aimed at the increase of the salaries of academic staff received in 2020 covered only four months, while the amount received in 2021 increased by 2.46 million Eur and covered the increase of salaries for the whole year. An additional amount of 1.49 million Eur was allocated for the salaries, studies and research of junior researchers and assistants, the amount allocated for studies and research increased by EUR 6.7 million EUR, of which EUR 2 million Eur was targeted to meet the needs of Šiauliai Academy. Funds for the economy and administration increased by 0.6 million Eur.

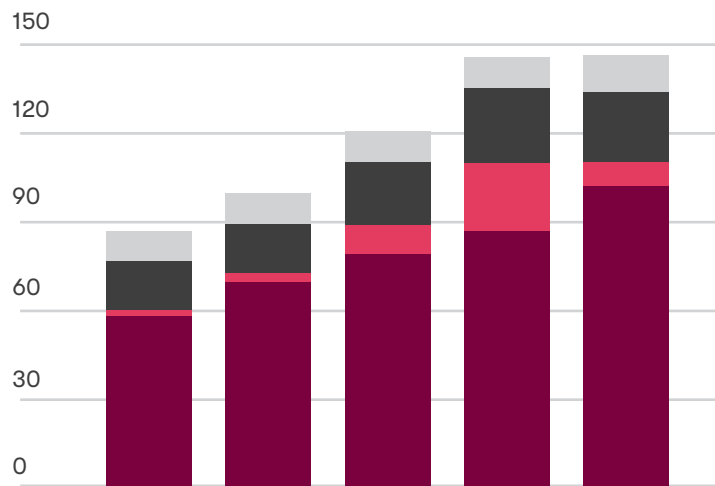
A 30.4 percent decrease in other state's targeted funds was related to a decrease in funding from EU funds and the European Economic Area by 10.33 million Eur. University income per student in 2021 amounted to 7.02 thousand EUR (in 2020 - 7.45 thousand EUR).

FIGURE 32. FUNDING, INCOME AND OTHER REVENUES OF VILNIUS UNIVERSITY IN 2017–2021 (MILLIONS EUR)



	2017	2018	2019	2020	2021
State budget appropriations	54,49	63,75	73,74	81,90	94,25
Target funds of the state and others funds	10,86	20,61	27,72	43,47	31,25
Of which EU funds, support from the European Economic Area	4,42	14,40	22,46	33,93	23,60
Extra-Budgetary funds (own resources and other transfer funds, support)	25,05	26,92	28,16	30,48	31,09

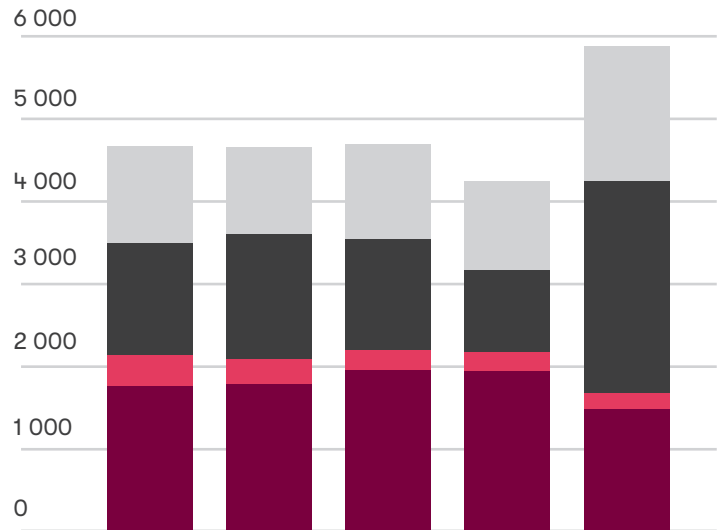
FIGURE 33. EXPENDITURE STRUCTURE OF VILNIUS UNIVERSITY IN 2017–2021 (MILLIONS EUR)



	2017	2018	2019	2020	2021
Remuneration and social insurance	57,99	69,56	78,99	87,79	103,19
Acquisition of tangible and intangible fixed assets	2,19	2,89	9,95	23,46	8,59
Other miscellaneous	16,60	16,82	21,24	26,81	25,19
Scholarships	10,16	10,35	10,72	10,53	13,28

In 2021, the University's expenditure was \$ 150.25 million, of which salaries and social insurance accounted for 68.68 per cent, scholarships for 8.84 per cent, acquisition of long-term tangible and intangible assets for 5.72 per cent, and other expenses for 16.76 per cent.

FIGURE 34. OPERATING COSTS OF THE UNIVERSITY IN 2017–2021 (THOUSANDS EUR)



	2017	2018	2019	2020	2021
Elektric power	1 764,6	1 789,0	1 956,0	1 958,6	1 306,0
Cold water and sewage	364,6	300,0	248,4	219,5	234,6
Heating and hot water	1 354,1	1 515,7	1 331,2	969,3	1 900,1
Other expenses (other utilities, expenses for transport maintenance, communication, cleaning, security, services)	1 170,2	1 047,0	1 148,7	1 158,0	1 621,2

In 2021, the University's operating costs (excluding the share of tenants) amounted to 6861.9 thousand EUR (in 2020 - 4305.4 thousand EUR), of which the share of Šiauliai Academy comprised 338.7 thousand Eur. Expenditure on electricity accounted for 45.3%, heating and hot water for 27.7%, cold water and sewage for 3.4%, and other expenditure (other utilities, transport maintenance, communication, cleaning and security services) for 23.6%.

TABLE 22. UNIVERSITY'S INCOME PER STUDENT IN 2017–2021 (THOUSANDS EUR)

	2017	2018	2019	2020	2021
University's income per student	4,73	5,71	6,54	7,45	7,02

FIGURE 35. PERCENTAGE OF 10 GBPS AND HIGHER NETWORK TRUNKS IN 2017–2021

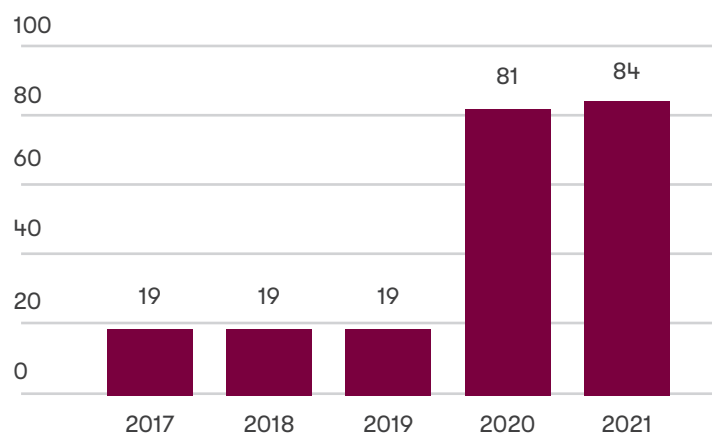


TABLE 23. TOTAL AREA OF PREMISES PER STUDENT IN 2021

9,0759 KV. M

The total area of the premises per student is 9.0759 sq. m *

TABLE 24. NUMBER OF COMPUTERS ON THE NETWORK, 2021

	NUMBER OF COMPUTERS	NUMBER OF COMPUTERS IN THE INTERNAL NETWORK OF A HIGHER EDUCATION INSTITUTION
Total number of computers	7280	6170
Used for administrative purposes	800	600
Used in libraries, reading rooms	640	640
Used for other purposes	790	480
Used for learning purposes	5050	4450

ACADEMIC UNITS

FACULTY OF CHEMISTRY AND GEOSCIENCES

The academic and research activities of the faculty of Chemistry and Geosciences (CHGF) are concentrated in the Institutes of Chemistry and Geosciences. At the end of 2021 the faculty had 137 members (full-time positions filled) of pedagogical, research and support staff.

In 2021, 66 doctoral students studied at the faculty, 14 of them successfully defended their doctoral dissertations and were awarded doctoral degrees. Currently, about 780 students are studying in the 1st and 2nd cycle study programs of CHGF, 16 of them have also chosen minor field studies to become chemistry or geography teachers. As many as 12 students have completed chemistry or geography study programmes and also gained the qualified teacher status. CHGF contribution to the achievement of VU strategic objectives: 2021 was the date of over 140 publications submitted by the academic staff of CHGF, with about 80% of the research results entering the journals ranked Q1 and Q2. The data of Vilnius university annual research survey showed that in 2018–2021 the indicators and evaluation of the achievements in natural sciences had been growing steadily. It is worth mentioning that the number of full-time equivalent (FTE) for 1 researcher in the field of chemistry is 2 times higher, and in the field of geology almost 1.4 times higher than the average of VU (chemistry 22.7, geology 14.2, whereas VU average is 10.5). In 2021, 2 first and 6 second-cycle study programme graduates received Magna Cum Laude diplomas. Currently, as many as 35 students of all study cycles work in research or skills laboratories and are employed by the faculty as VU academic staff. At the invitation of the Education Exchanges Support Foundation and the support of VU Study Internationalization Initiatives, professor Dr. Yoshihiro Koide from Kanagawa University (Japan) gave lectures and seminars. In 2021, associate professor Ieva Plikusienė became the winner of the prestigious L'Oréal-UNESCO "Women in Science" award. Professors of the Institute of Chemistry Dr. (HP) Aldona Beganskienė and habil. Dr. Aivaras Kareiva were presented with Lithuanian Science Awards 2020.

Students actively participated in the lecture and seminars on the topic "Synthesis of lanthanide (III) supramolecular charge transfer complexes and the study of their polarization effects and theoretical calculations using spectroscopic methods". The faculty community were also delivered lectures by researchers from the laboratories and research centers of the Universities of Helsinki, Iceland, Milan-Bicocca and Lodz. The events organised in 2021 included Lithuanian Chemists' Scientific Conference "Chemistry & Chemical Technology 2021" and the 9th National Conference "Geography: Science and Education". In 2021 the CHGF Geological Museum got included into the World Meteorite Database and recognized as a museum where specimens of exceptional unique meteorites are exhibited, which gives a right to propose and register the names of newly found meteorites and store their reference samples. This year, the Geological Museum organized live and virtual events, such as a virtual lecture-excursion "In the Footsteps of Mammoths in Vilnius" during the project of the education festival "Spacecraft Earth" for students and the public, the exhibition "Sklisti / Emanate", presenting the old V. Fricas' crystal models in the museum space, which is the result of the project supported by Lithuanian Culture Council and carried out by Milda Dainovskytė and Jeronimas Mantvydas Seibutis. The head of the Geological Museum Eugenija Rudnickaitė was awarded the title of an honorary member of the Lithuanian Geological Association. Professor of the Institute of Geosciences Dr. Arūnas Bukantis became a full member of the Lithuanian Academy of Sciences. Dr. Aleksej Žarkov was awarded the Young Scientist Scholarship by the Lithuanian Academy of Sciences. The Lithuanian Academy of Sciences have also awarded students Eglė Ežerskytė and Andrius Pakalniškis for the best research papers, and the doctoral student Julija Grigorjevaitė has won the Theodor Grotus scholarship. Prof. Sigitas Radzevičius, Prof. Arūnas Ramanavičius and junior researcher Dr. Anton Popov received Vilnius university Rector's awards 2021 for important scientific achievements. Associate professor Dr. Rasa Šimanauskienė won the best lecturer of the year award.

¹FTE indicator is a full-time equivalent of researchers. It is the sum of the full-time equivalents of all teaching staff in the institution in a given field of study divided by 3, and all full-time equivalents of the researchers.

FACULTY OF ECONOMICS AND BUSINESS ADMINISTRATION

The core strategy of the Faculty of Economics and Business Administration (EBAF) is fully aligned with VU strategy, with an ambitious commitment to jointly pursue strategic objectives, thus the most of the achievements are directly related.

In 2021 VU Faculty of Economics and Business Administration was accredited by CEEMAN (a network that ensures assessment of the internationally recognized quality standards of study programs). This accreditation was the result and evaluation of joint intensive work by the administration, academic staff, and the students.

Graduates able to solve problems of the society (studies)

The main achievements in the field of studies are that the study programs of Social Sciences, Business and Public Management still remain very popular. The increase in the standard tuition fees set by the state, the decrease in the number of Lithuanian graduates and the decrease in the number of the baskets provided for social sciences, business and public management study fields, have negatively affected the EBAF admission numbers. Compared to 2020, the number of undergraduate students has decreased by 20%, though the percentage rise of non-state funded students was 28%.

EBAF maintains the leading position in the student numbers of the first cycle studies in Lithuania in the fields of economics, marketing and accounting (52, 80 and 54% of students enrolled in these fields of study this year, respectively), whereas EBAF enrolment in the management field takes up one third share of the market. In the field of Business studies in Lithuania, EBAF market share is still very small (11% of the students and 13% of the baskets in 2021), therefore it is necessary to increase the prominence of the Business and Law study program.

The number of students enrolled in the second cycle (MA) programmes has decreased by 11% compared to 2020. The largest number of the candidates have chosen MA programmes in Finance and Banking (Lithuanian and English groups with 23 students in each), Marketing and Integrated Communication (18

students studying in Lithuanian and 22 in English) and Human Resources Management (26 students). The number of international applicants interested in studying at EBAF decreased by 33% compared to 2020. Admission to the undergraduate programs taught in English fell into 13 % decline compared to the previous year.

The average share of the international teaching staff in MA programs has been similar for three consecutive years, while there is still a shortage of teaching staff from abroad in the first-cycle programmes with English as the language of instruction (except Quantitative Economics).

Internationalization

Although the number of international students in both the first and the second cycle programmes has been slightly declining each year, the number of those interested has tripled.

While in some study programs the number of students from abroad is significant (ranging from 18 to 77 percent), their overall percentage remains low. EBAF student mobility for studies has been decreasing, though in recent years they have been more active in choosing mobility for placements. Compared to the previous years, high international mobility of EBAF teaching staff showed significant decrease in 2019–2020 due to the global pandemic.

The number of foreign lecturers teaching in the second-cycle programs has also declined significantly.

High international standard of research

The ambition to have the best scientific achievements in Lithuania based on the top level publications, as defined by the ABS list, is paying off (*preliminary publications). Despite the pandemic, 2021 was a success in developing EBAF research potential. The number of the best publications on this list has increased from 17

in 2020 to 39 works by 2021, which provides a sound basis for qualitative assessment of EBAF research achievements of the coming year. The number of researchers competent to present high-quality research results has been growing (especially in the field of management), moreover, a simple and comprehensive system of tools available to them has been developed.

In 2021 EBAF was hosting 3 conferences:

Conference Accounting, Audit, Analysis: Transformation of Science and Business in New Economic Reality (November 25-26). Presentations were made by representatives of the Big Four companies, Lithuanian institutions, Lithuanian and foreign researchers; <https://www.3akonferencija.evaf.vu.lt/>

The Winter Meeting of the Annual Lithuanian Conference on Economic Research, held at EBAF in December, which is a strategically important scholarly event, as it is the main annual congress of Lithuanian diaspora economists. See <https://meeting2021.econ.lt/>

The International Gender Gap Conference (June 17-19) was held with GRAPE (Poland). See <https://grape.org.pl/Ggaps2021>.

Another notable event dedicated to the breakthrough of the results of cooperation and the exchange of ideas of Lithuanian researchers was organized in cooperation with the specialists of the LB CEFER Center, VU and Kaunas Technological University (KTU) - LB CEFER / VU / KTU workshop (September 17).

In the project area in 2021 EBAF achieved the highest success rating of the applications submitted, which resulted in a record project funding share in the whole faculty budget. The number of submitted applications depends on the number of calls, but there is a consistent trend suggesting that the faculty staff has been increasingly active in this field.

Growing impact on society and the state

VU Tech Hub pre-accelerator activity is gaining momentum. These are 12-week intensive training and mentoring sessions aimed at developing a business idea to a minimal start-up product. In the pre-accelerator, participants extend their knowledge in various areas: how to create and develop a company to the maturity stage, how to operate in a competitive market, how to secure funding for an ongoing idea, and so on. In addition, the best start-ups selected by a panel of experts will be provided with an opportunity to attend events, meetings and other events in EU countries, where they will be able to present their ideas to investors and look for business partners.

The pre-accelerator attracts a lot of interest, 4 cycles have been completed with the attracted venture capital investment amounting to EUR 4,295,000. 40 of the selected starters from TechHub in the StartupFAIR Pitch Battle were invited to participate in programs abroad, and 3 invited to the Change Makers On Accelerator (EUR 10,000 per MVP). The main result of this programme is 340 applications received in 4 cycles and 92 start-ups founded. The programme included 5 events: Demo Day, information events about the pre-accelerator, etc. The Demo Day event of the second cycle took place as part of LOGIN conference (broadcast on delfi.lt) with participation of mentors from Israel, South Africa and Italy.

Motivated staff and engaged students

In order to assess the ongoing personnel management measures, the VU EBAF community satisfaction survey was repeatedly conducted with a comparison of 2021 and 2022 made. Employee overall job satisfaction (scores) is unchanged: in 2020 it reached 4.24 in 2021 – 4.2; this result was most likely reflecting declining employee engagement. Therefore, taking into account the results of the survey and the employee comments, an internal project to increase motivation of the staff is being prepared.

The faculty has launched a teacher mentoring initiative for the new teaching staff. In 2021 twelve new academic staff members have been assigned mentors who have facilitated their adaptation process, provided valuable advice and other necessary assistance in starting work at our faculty. A new lecturer's memo has been created, consisting of a list of the most important activities, work instructions, necessary links, and important contacts for a starting EBAF lecturer.

Infrastructure ensuring future needs

The faculty is equipped with modern BloomerLAB, J. Bučas auditorium and 14 remote learning classrooms. Cardinal modernization of one faculty floor is halfway within the TechHub project. Old daylight lighting has been replaced by a new LED system. Although funding possibilities are uncertain, efforts to improve workplace infrastructure, including remote learning facilities, remain.

Financial growth through income diversification

The annual increase in appropriations from the state budget was due to significant research achievements, systematic work in promoting studies at EBAF and the increase in the state allocations for higher education, while the growth of the faculty's own funds in 2021 was stimulated by the increased cost of studies.

In 2021 significant support of EUR 20,489 was received for the renovation of Bučas' private auditorium. The received funding from the VU Investment Fund is also important for the faculty – the sum of EUR 75,000 was allocated to the Bloomberg LAB and EUR 180,000 for the repair of the premises.

In 2021 EBAF had a budget surplus, so it was possible to balance the budget and increase the salaries of employees by collecting more tuition fees from non-state-funded students and higher income from the state budget appropriations. The balanced EBAF budget facilitates the achievement of new ambitious goals of the faculty in order to enhance quality of studies and research.

FACULTY OF PHILOLOGY

The Faculty of Philology (PHLF), upholding the old traditions of philology, especially Baltic and Lithuanian studies, and combining them with the challenges of the modern world, which directly affect the research and study of languages and literatures, was actively involved in VU activities in 2021. In a multilingual faculty, it is crucial to reconcile the specificities and needs of the different philologies, while keeping an eye on the most important areas of activity and building a community.

The main fields of PHLF activity remain research (linguistics, literary studies, translation) and studies. The high quality standards maintained are reflected in VU achievements in the „QS World University Rankings by Subject 2021“ in the field of linguistics, which is largely developed by the Faculty of Philology. In this area, VU ranked 251-300 in 2021.

At PHLF linguistics and literary studies are harmoniously integrated with communication media and other fields of research, such as history, philosophy, cinematography and the arts.

The success of such integration can be illustrated by the M. Mažvydas Prize for the merit of the Language of the Lithuanian State, History of Writing and Book Art awarded to Dr. Gina Kavaliūnaitė-Holvoet, who dedicated her work to the publication of Samuel Boguslav Chylinski's translations of the Bible into Lithuanian and research on this topic. Prof. Dainora Pociūtė Abukevičienė, known for her works in the fields of culture and literature of the Grand Duchy of Lithuania, in 2021 became a member of the Lithuanian Academy of Sciences. Dr. Atėnė Mendelytė was awarded the Rector's Prize in the category of young scientists for the works related to literature, film philosophy and Scandinavian cinema.

The number of international publications and the budget allocated to the promotion of PHLF scholarly achievements are growing steadily. Numerous conferences have also shown attention to research. Mention should be made of the highest international level conferences of the researchers in Scandinavian, Classical studies, World Association of Metaphors and Semiotics.

Multilingualism is another distinctive feature of PHLF, where 25 languages are taught in different formats by the faculty teaching staff, including native-speaking lecturers from different countries (about 14% of the staff). The contribution of native-speaking lecturers is particularly significant and valuable in more than 20 PHLF study programmes. In 2021, Lithuanian Sign language was added to the list of the languages studied (as the third language in the first-cycle Translation programme; the studies of this language were initiated together with the Lithuanian Society of the Deaf).

PHLF currently has over 80 (4.4%) full-time international students from 20 countries, mostly from Belarus, China, Russia and Ukraine. They are integrated into the groups of full-time students from Lithuania and those who have come to VU for part-time studies from various countries. Such integration is considered to be a strength of the faculty.

No less important in 2021 was the start of teaching three new modules of General Education Studies: two of them are taught in English (Baltic culture through the prism of language and Linguistic Diversity and Linguistics) and one in Russian (Vilnius at the crossroads of cultures in the 19th – 20th centuries).

The students and lecturers of PHLF are probably the most international in the whole University. Under Erasmus+ and other exchange programs, even in the pandemic situation, dozens of students went to universities abroad, while more than 100 incoming international students chose their subjects at the Faculty of Philology.

Another distinctive 2021 PHLF feature is interdisciplinary studies. The faculty constantly contributes to the teacher training for the modern society. It was the second academic year that admission to the first-cycle program in Subject Pedagogy (Language Education) took place, according to which teachers of two languages are trained; the first language is usually Lithuanian, Russian, Polish or English, and the second is French, German or English.

A range of special measures was taken to promote philological research and studies, especially Lithuanian philology, which included a series of lectures for students and teachers "Discoveries of Lithuanian Studies", a summer seminar for students "Academy of Lithuanian Studies" (organized by students), a Facebook account "Jablonskis Mustache", a series of seminars for the matura exam preparation "Excursus", a creative workshop initiated by Rimantas Kmita, a PHLF partnership professor. In addition, in 2021 a podcast Speaking Speaking initiated and supervised by doctoral student Eleonora Terleckienė was launched, as well "Žinių radijas" (Radio of the News) show hosted by PHLF Assoc. Prof. Antanas Smetona "Prie Smetonos" (in Smetona times) was started. Both programmes have already recorded more than 10 episodes each.

FACULTY OF PHILOSOPHY

In 2021, the Faculty of Philosophy (PHSF) had 9 first-cycle programmes, 13 second-cycle programmes, Professional Pedagogical studies (PPS) programme School Pedagogy and 5 third-cycle programmes. The total number of students in all three study cycles in 2021 was 2175: 1584 students in the first and 417 students in the second cycle, 78 students in the third-cycle studies, and 96 students in PPS. PHSF first and second-cycle enrolment trends remain positive.

In 2021, research activities took place in 23 PHSF units that constitute 5 institutes: Asian and Transcultural Studies, Philosophy, Educational Sciences, Psychology, Sociology and Social Work. 28 international and 48 national events were organized at PHSF.

249 publications were prepared, of which 4 monographs, 1 scientific study, 10 course materials for studies, 103 research articles in the databases of Clarivate Analytics Web of Science, including 67 with a citation index.

In 2021, 113 projects in the fields of research and studies, 8 outsourced research agreements with business partners and state institutions were carried out.

PHSF CONTRIBUTION TO THE ACHIEVEMENT OF VU STRATEGIC OBJECTIVES:

1. Strategic priority – building society and the state

1.1 Graduates able to solve problems of the society	<ul style="list-style-type: none"> - Feedback on studies is collected and analyzed. The volume of feedback on graduates collected at the university level is insufficient, additional ways to reach graduates should be provided.
1.2 High international standard of research	<ul style="list-style-type: none"> - Analysis of research areas has been launched to prepare for benchmarking; - Events were organized to sharpen the researchers' skills, a training plan was devised, a description of the procedure for teaching staff internships prepared, 6 new postdoctoral internship projects launched (20 in total); - In cooperation with foreign partners, preparations were made for the establishment of an international doctoral school in education; - PHSF received financial support for 7 new international research projects funded by EC Directorates, Baltic Research Programs, EEA / Norwegian Grants, and Horizon 2020; - Coordination of longitudinal international infrastructure research (EVS, SHARE, EU-Kids online) has been continued, and access to Lithuanian data is being established.
1.3. Growing influence on society and the state	<ul style="list-style-type: none"> - 3 interdisciplinary projects are being implemented, including interdisciplinary research commissioned to solve important problems of the state; - PHSF successfully implements inter-faculty study programmes, including BA Subject Pedagogy, BA Criminology, minor studies Subject Pedagogy, - Mokslo rezultatų atviros prieigos užtikrinimas, komunikacija, pvz., Horizonte 2020 projekto DIALLS rezultatai. Professional Pedagogical Studies and also offers open subjects together with the faculties of History and Philology; - Ensuring open access to research results, communication, e.g. results of the Horizon 2020 project DIALLS.

1.4. Pedagogy of the 21st century	<ul style="list-style-type: none"> - Researchers of the faculty have been involved in the development of the Teacher Education Concept; - in cooperation with VU Development Department and other faculties of the university, activities aimed at strengthening and developing quality of teacher training are being implemented; - strategic cooperation agreements were signed with universities in Austria, Ireland and the Netherlands; - in order to strengthen pedagogical research and studies, over 40 projects are being implemented with national and international partners, the results of which are integrated into PHSF studies and research, as well as joint events; - pedagogical studies are successfully developed and carried out: first-cycle study programs “Childhood Pedagogy” and “Subject Pedagogy”, minor studies of subject pedagogy, the Professional Pedagogical study program “School Pedagogy”, and in-service teacher training events are organized in cooperation with other VU academic units.
2. Strategic priority – cooperation	
2.1. Interdisciplinary and international research and studies	<p>28 PHSF students undertook part-time studies under the Erasmus + mobility program, 7 students took advantage of the exchanges at ARQUS and Coimbra Group network universities, 8 students studied abroad under the ISEP mobility program and other bilateral university agreements.</p> <ul style="list-style-type: none"> - 5 students completed internships in institutions abroad, 4 graduates of the faculty participated in the Erasmus + graduate internship program. - under the Erasmus + exchange program, 84 inbound students studied at the faculty. In 2021, most of these studies took place remotely. - 4 PHSF staff members participated in Erasmus + teaching and learning mobility activities. - In 2021, a new Erasmus + cooperation agreement was signed with the University of Dublin City.
3. Strategic priority – sustainability	
3.1. Motivated staff and engaged students	<p>Student sustainability is reflected in the percentage of the students who would recommend their study program to others (86% of BA and 84% of MA graduates), and the continuous increase in that percentage. Students would recommend the study program due to quality studies, interesting study program, competent teachers, good study environment and the university prestige.</p>
3.2. Infrastructure ensuring needs for the future	<p>New workplaces for researchers and research premises have been equipped in the House of Science, on Čiurlionis street.</p>

Highlights to celebrate:

Highlights to celebrate:

Živilė Pabijutaitė was awarded for the best dissertation “Classical and modern models of non-deterministic temporal logic: the advantage of semantic compatibility” (2020). The competition was organized by the Lithuanian Union of Young Scientists, and the awards were presented by the President of the Republic of Lithuania.

Prof. A. Gučas Award for the Development of Psychotraumatology in Lithuania was presented to Prof. Evaldas Kazlauskas.

The winner of the competition of young researchers and doctoral students of the Lithuanian Academy of Sciences was Dr. Kristina Garalytė for her research work “Student Political Activism in South Asia”.

Dr. Irma Budginaite-Mackine was presented with a letter of appreciation for her research work “Transnational Families” in a competition for young researchers and doctoral students.

Austėja Dumarkaitė, a doctoral student at the Institute of Psychology, won the competition “Three Minute Dissertation” (3MT) organized by VU.

Psychologists Ausra Kuriene and Dr. Robertas Povilaitis received St. Christopher award for the merits in education from the Vilnius City Council.

the public and business sectors in the implementation of R&D activities.

Representation of VU in the international research area, in academic consortia is strengthened (21 institutional memberships in networks and over 300 individual memberships in professional associations). In the international space, other institutions consider VU PHSF to be an important strategic partner - researchers in sociology and social work (supervisor

Dr. E.Šumskienė) won a competition to organize an international conference in the field of social work ESWRA (European Social Work Research Association) in 2024. In 2021 research agreements were initiated with the University of Jyväskylä in Finland (supervisor

Prof. S. Raižienė), the University of Leuven (Dr. L. Rakickienė) and others.

Young researchers and students are encouraged to participate in the events for young researchers initiated by the faculty, such as “Young Criminologists and their Discoveries” conference and the annual conference for young psychologists, where young researchers are provided with an opportunity to present their research results to the students of all study cycles, other researchers and practitioners.

Implemented strategic decisions and innovations:

PHSF regulations have been updated, the sui generis status of the Institute of Educational Sciences has been approved and its regulations updated.

With active participation of the faculty community, PHSF 2021–2024 action plan was prepared and approved.

The election of the directors of the PHSF institutes took place, and the activity plans of the institutes were approved.

In order to ensure the compliance of research in the fields represented by PHSF with research ethics, committees on compliance with research ethics were formed and started operating.

The description of the procedure for the promotion of high-level PHSF research achievements has been updated.

FACULTY OF PHYSICS

Vilnius University maintains a high position in the fields of Physics and Astronomy in the QS World University Rankings by Subject 2021, ranking 300-350 among the world's top universities.

2022–2024 strategic plan was prepared by the faculty in 2021.

The mission of the Faculty of Physics (PHF) is to develop modern fundamental and applied research, on the basis of which studies of physics are carried out, to unite the Lithuanian community of physicists, to be guided by the values of openness, strive for excellence and responsibility to the state, society, culture and the environment. The vision of the faculty is the leadership in modern fundamental and applied science and the studies of Physics based on it, in cooperation with the best European research centers.

PHF is one of the pre-eminent research centers in Lithuania as well as the main organiser of physics studies of all cycles. The long tradition of developing fundamental and applied science and extensive international cooperation increases the popularity of the study programmes offered and ensures a continuous attraction of students: in 2021, there were 669 students at PHF, including 52 doctoral students.

In 2021, 145 first-year Bachelor students became official members of PHF community. As many as 11 doctoral students successfully defended their theses and obtained their doctoral degrees. 196 academic staff members (including 36 professors and 48 associate professors) and 76 non-academic staff members were employed by PHF in 2021.

PHF contribution to the achievement of VU strategic objectives:

Strategic priority: university that creates society and the state.

Internationalization and individualization of quality studies.

Admission to the new study program in the field of physics “Physics” was started, which merged the former study programs “Physics”, “Applied Physics” and “Computer Physics and Modeling”.

Elective courses have also been merged, enabling

students to make their studies more individualized. The Solar Cell Electronics Laboratory has been renovated.

Fundamental and applied science par excellence.

An application for the highest international level project has been submitted by Prof. M. Malinauskas from the Laser Research Center ERC COG2021. Two new H2020 projects were launched (Prof. G.Tamulaitis and Prof. A.Kučinskas) as well as two COST programme projects. The Laser Research Center of PHF, together with the partners of the Lithuanian Laser Association became the founders of the international infrastructure ELI. The ELI ERIC consortium (European Consortium for Research Infrastructures (ERIC) for Extreme Light Infrastructure (ELI)) was established by Lithuania together with two other international powerful laser centers in the Czech Republic and Hungary, with the participation of Italy. Lithuania is represented in the ELI ERIC consortium by the Laser Research Center of Vilnius University.

Participation in ELI ERIC enables Lithuania to join the international research community, promotes development of new laser technologies, their transfer to the market and stimulates innovative research and experimental development activities in the laser sector.

Strategic priority: cooperation.

Cooperation with educational institutions where physics is taught, social partners and businesses.

An agreement was signed between the PHF and the Šiauliai Academy on the Young Physicists' School “Fotonas” at the faculty, and the activities of “Fotonas” were started. In the autumn of 2021, a new admission of “Fotonas” students took place (60 students were admitted). Technical documentation has been prepared according to the Structural Funds project to equip a classroom for didactics of physics.

The best first-year students who chose to study information technology and engineering, were encouraged with scholarships worth EUR 3,000. Teltonika Company Scholarships were awarded to 9 best first-year students of the Electronics and

Telecommunications Technology study programme.

Other annual business partner scholarships have been awarded to PHF students:

- Dr. Remis Gaška scholarship for the best Bachelor's theses - 2 pcs. (EUR 1000);
- JSC Tele 2 scholarships for the best theses in the field of telecommunications and M2M technologies - 2 pcs. (EUR 1000);
- JSC "Light Conversion" scholarships for research activities at Vilnius university focused on the development of ultrashort pulse laser technologies and in other fields related to the activities of the Laser Research Center of the Faculty of Physics and UAB Light Conversion - 7 pcs. (EUR 9750).

In the spring of 2021, Vilnius university and JSC Teltonika IoT Group signed a cooperation agreement aimed at developing cooperation between science and business and improving quality of studies at PHF in the field of high technology. Cooperation is also planned in the field of science - a joint research laboratory of the university and Teltonika has been established at PHF.

PHF open to the public.

A joint application of PHF and PHF alumni was prepared and submitted to the Lithuanian National Culture Center with a request to add the FiDi activity "FiDi (Physicist's Day) Tradition of Vilnius university Student Festival" to the list of Intangible Cultural Heritage Values of Lithuania.

Priority – sustainable university.

Good working conditions - engaged community

Ventilation and climate control were installed by the faculty in part of the auditoriums (Saulėtekio al. 9). with the aim to improve the involvement rate of the faculty staff. In 2020 the overall average index for engagement and assessment was 4.04, and the overall average assessment for relations with students was 3.87.

PHF remains one of the most research-focused faculties of Vilnius university. Studies are closely related to science - students are provided with opportunities to conduct unique research in both the faculty and the main PHF partner institutions.

Researchers of the Institute of Applied Electrodynamics and Telecommunications Dr. Saulius Rudys, Andrius Laučys and Dr. Domantas Bručas were awarded a prize established by the European Union Space Program Agency for the development of technology to enable installation of a sufficiently large radar in a small unmanned aerial vehicle at the "Galileo Masters" European Satellite Ideas Competition, thus significantly reducing operating costs.

PHF supercomputer "VU HPC" Saulėtekis is a success story of "Atos" company. PHF has been using the supercomputers of the French company for more than 10 years. "Atos" is one of the world's leaders in digital solutions, Europe's largest supercomputer manufacturer.

PHF professor Mangirdas Malinauskas, specially appointed by the Laser Research Center and the Tokyo Institute of Technology (TTI), became a member of the editorial board of the prestigious the "Opto-Electronic Advances" (Institute of Optics and Electronics, Chinese Academy of Sciences) and became involved in the editorial work of the scientific journal.

The article "A Bio-Based Resin for a Multinucleated Scale in Optical 3D Printing" by PHF professor Mangirdas Malinauskas published in the journal "Scientific reports" was announced to be the 11th from the list of the 100 most downloaded research work from 2020 Materials science articles.

The article "Realization of deep-blue TADF in sterically controlled naphthyridines for vacuum- and solution-processed OLEDs" published by the VU researchers from the Institute of Photonics and Nanotechnology and the Faculty of Chemistry and Geosciences received recognition - the article was accepted by the "Journal of Materials Chemistry of the Royal Society of Chemists (RSC) C", and included into the collection of the 50 most popular articles. Considering that almost 2000 scientific works are published in this journal every year, finding the article among the 50 most popular research articles shows the exceptional significance of the work. (<https://naujienos.vu.lt/naujas-vu-mokslininku-pozioris-ismelyna-sviesa-atveria-spacias-commercialization-opportunities/>).

A special issue of the Lithuanian Journal of Physics dedicated to the anniversaries of the pioneers of Lithuanian photonics has been published: For the 80th anniversary of Prof. J. V. Vaitkus and for the 75th anniversary of R. Baltramiejūnas, with an introductory article by G. Tamulaitis "Dedication to two pioneers of semiconductor photonics in Lithuania", the Lithuanian Journal of Physics, 61, no. 2, p. i – ii (2021).

Prof. Jūras Banys has been elected a member of the European Steering Group of the International Science Council (ISC) for the period 2022-2024 term of office. The Steering Group coordinates the activities of the European Academies in the International Science Council, formulates the priorities of the activities, coordinates the implementation of the set goals, and organizes annual meetings of the members.

Assoc.Prof. Dr. Vytautas Klimavičius was elected a member of the AMPERE Committee for a four-year term. The AMPERE (Atomes et Molécules Par Études Radio-Électriques) association brings together European researchers working in the field of magnetic resonance imaging.

Scholarships of the Presidents of the Republic of Lithuania were awarded to PHF students: Agnė Minderytė won President Aleksandras Stulginskis scholarship (in the field of mathematics, informatics and physical sciences), and Lukas Naimovičius was awarded President Jonas Žemaitis scholarship (in the field of engineering sciences and technology sciences).

The first Dr. Ignas Končius nominal scholarship was awarded to Saulė Steponavičiūtė, a third-year student of PHF. The scholarship was established by the Vydūnas Youth Foundation in the United States. The purpose of the scholarship is to support and encourage active, hardworking and high-achieving undergraduate PHF students.

PHF Institute of Photonics and Nanotechnology of the faculty awarded Jurgis Viščakas scholarships to students of all study cycles for research work carried out at Vilnius University in the fields of semiconductor physics and materials science, optoelectronics, optics and photonics initiated by academician Jurgis Viščakas – 22pcs. (28162 Eur).

The winner of the Rector's Science Award 2021 was Prof. Saulius Antanas Juršėnas. Researcher Sergejus Balčiūnas became the winner of the Young Scientist's Award.

PHF professor Mikas Vengris won the best lecturer of the year award.

The President of the Republic awarded Prof. Juozas Vidmantis Vaitkus with the Commander's Cross of the Order of the Grand Duke of Lithuania Gediminas. The professor is the initiator of the field of laser materials science in Lithuania, the founder of the world - class Semiconductor Photonics School, a patron of scientific and technological culture in Lithuania and an enthusiastic popularizer of science. Cross of the Officer of the Order of the Grand Duke of Lithuania Gediminas was awarded to Prof. Ričardas Rotomskis, the head of the laboratory of Biomedical Physics of the National Cancer Institute. The professor is an active promoter of innovative research and application of fundamental scientific achievements in medical practice, researcher of new effective methods of photosensitized tumor therapy and new ways and methods to fight cancer.

The President of the Republic of Lithuania awarded Sergejus Balčiūnas, a PHP assistant, for one of the best dissertations in the field of physics entitled "Broadband Dielectric Spectrometry of Some Perovskite Structures" (supervisor Dr. Maksim Ivanov).

The 51st International Physics Olympiad (IphO), which is the most important global event of the year for students interested in physics, was held in Vilnius in the summer of 2021. One of the main organizers of the Olympiad and the main organizer of the academic part of the competition is PHF of Vilnius university. This major annual event in 2021, unfortunately, took place in a remote format for the first time in history due to the pandemic situation.

In 2021 PHP Institute of Theoretical Physics and Astronomy organized the international Europlanet summer school "Asteroid Photometry" at the Molėtai Astronomical Observatory.

LIFE SCIENCES CENTRE

1. Science and innovation

1.1. Publications. The number of high-level (Q1) publications is growing every year from 114 (2019), 118 (2020) to 215 (2021) publications.

1.2. Research funding reached EUR15.9 mln. (increased by 35% compared to 2020). In the general LSC budget these funds account for 83% of the revenue.

VU LSC researchers successfully participated in competitions to win grants from Lithuanian programmes. The total income from all national sources (Research Council of Lithuania, Central Project Management Agency, Agency for Science, Innovation and Technology) amounted to (after deductions for the general needs of the University) 7.9 million EUR .

Revenue from Lithuanian competition programs, compared to 2020 (4.9 million EUR), show an increase of 63%, while international research projects generated 392 thousand EUR income.

1.3. VU GMC researchers have discovered a new gene editing tool. The prestigious scientific journal Nature published an article by LSC researchers entitled "Transposon-associated TnpB is a RNA-guided DNA endonuclease".

In this study LSC researchers answered the question of the function of the TnpB protein in the activity of mobile genomic elements and created preconditions for applying these proteins in practice as new tools for genome editing.

1.4. 16 scientists from abroad gave seminars at LSC in 2021.

2. Studies

2.1. First and second-cycle programs. 827 Bachelor's and 213 Master's students studied at VU LSC study programs in 2021. LSC enrolment numbers in 2021 reached 287 students in the first-cycle programmes and 117 students in the second-cycle programmes. 10 students from abroad study in LSC Master's programs. 68 Erasmus exchange programme students (28 students in 2020) chose to study subjects from LSC programmes in 2021.

2.2. Third-cycle studies. In 2021 m. LSC had 146 doctoral students, 11 of them from abroad, 14 doctoral dissertations were defended at LSC.

3. LSC community

The LSC community continued to play an active role in the management of the COVID-19 coronavirus pandemic. 46 members the staff worked in a temporary diagnostic testing laboratory established by LSC, analyzed SARS-CoV-2 clinical specimens and surface testing results in nurseries using PCR.

4. Infrastructure

Cryo-TEM "Glacios" transmission microscope with a cooling function was installed and tuned up in LSC.

5. Internationalisation

In partnership with the European Laboratory for Molecular Biology (EMBL), a sui generis unit, the VU LSC-EMBL Partnership Institute has been established to carry out research in the field of genome editing, in particular, the application of CRISPR-CAS9 technology. Six research groups have been formed, led by 6 highly qualified researchers, selected through international competition.

6. Important events and achievements to be celebrated:

6.1. International awards

- The Science Prize of the Baltic Assembly for outstanding achievements in the field of biomedical sciences - the discovery of the gene editing tool CRISPR-Cas9 was awarded to VU LSC professor Dr. Virginijus Šikšnys.
- Joana Smirnovienė became the winner of L'Oréal-UNESCO Baltic program "Women in Science" 2021
- The LSC team "Vilnius_LSC", consisting of VU LSC doctoral students Jonas Juozapaitis and

Lorenzo Camisi, won the first and only gold medal in the iDEC 2021 (International Directed Evolution Competition).

- Vilnius-Lithuania iGEM, a team of Vilnius university students, won a gold medal with the AmeBye project at the International Genetically Engineered Machine Competition (iGEM) in Paris, the team were also nominated for 12 additional prizes, two of which were won for the best measurement and educational activities.
- The European Molecular Biology Organization (EMBO) grant was awarded to the project of Algirdas Toleikis to establish a molecular biology laboratory meeting the VBO EMBO standards.

6.2. National awards

- The Vilnius-Lithuania iGEM team won the “Global Lithuania Award” for the best results in the prestigious iGEM synthetic biology competition.
- VU GMC Prof. Daumantas Matulis won the St. Christopher Award for achievements in science and promotion of Vilnius in the world
- VU LSC researchers professors Edita Sužiedėlienė and Aurelija Žvirblienė were honored with the Knight's Cross of the Order of the Grand Duke of Lithuania Gediminas for active management of the coronavirus pandemic.
- 2021 Prof. Aurelija Žvirblienė and Prof. Sigitas Podėnas became full members of Lithuanian Academy of Sciences.
- LSC graduates Justina Žvirblytė and Giedrė Skliutė became the winners of the competition for the best Master's thesis in 2021.
- The 2021 prize of the Lithuanian Academy of Sciences higher education student research competition was awarded to Laurita Klimkaitė, LSC Master's student, for her work “Opportunistic Pathogen *Stenotrophomonas Maltophilia*: identification and characterization of type II toxin-antitoxin systems”.

6.3. VU awards.

- The Rector's Science Prize was awarded to VU LSC Dr. Rūta Navakauskienė and young researchers Greta Bigelytė and Dr. Renata Gudiukaitė.
- The prize in the category of the best publication in the fields of nature, medicine and health and technology went to Dr. Inga Songailienė,

Jonas Juozapaitis, Dr. Giedre Tamulaitienė, Audrone Rukšėnaitė, Dr. Giedrius Sasnauskas, Dr. Česlovas Venclovas, Dr. Virginijus Šikšnys, Dr. Rolandas Meškius and Dr. Dalius Ratautas.

- VU Rector's Award in the category of the best applied work went to Dr. Saulius Klimašauskas, Dr. Giedrius Vilkaitis and Milda Mickute.

7. LSC contribution to the achievement of the VU strategic objectives:

- Establishment and implementation of strategic partnerships and joint research projects with foreign partners: Activities of VU LSC-EMBL Partnership Institute.
- Improving marketing and international visibility – research carried out at LSC was presented at INSTRUCT international organization (G. Valinčius and V. Šikšnys).
- Development of the activities of the School for Doctoral students - 37.5% of direct funding of the doctoral studies from the state budget appropriations was achieved.

FACULTY OF HISTORY

Building society and the state

Prof. A. Kuncevičius was elected the Chairman of the Board of the Lithuanian Research Council. Dr. T. Čelkis became a member of the Young Academy of the Lithuanian Academy of Sciences, and Prof. M. Drėmaitė became a member of the Research Council of the EC Cultural Heritage and Global Change / JPI CH.

VU faculty of History (HF) made a significant contribution to resolving the crisis in the management of the Lithuanian Genocide and Resistance Research Center, with participation of Vytautas Magnus, Klaipėda universities, and the Lithuanian Institute of History.

Lithuanian National Radio and Television TV Show “Nacionalinė ekspedicija” (En. “National expedition”) has been recognized as the best TV entertainment project at the international festival Heart of Europe.

The book *The last summer of Lithuania* by Norbertas Černiauskas won the best Lithuanian author’s for non-fiction award sponsored by the 15min. (Fifteen minutes), one of the largest news websites in Lithuania.

Research

Dr. G. Motuzaitė-Motuzevičiūtė Keen was awarded the Rector’s Science Prize.

HF participated in the Cambridge Baltic Geopolitics programme. The Center for Geopolitics at the University of Cambridge has initiated a Baltic Geopolitics Programme to stimulate academic and political and general public interest in the Baltic States’ geopolitical and historical issues and to develop relations with the United Kingdom: www.cfg.polis.cam.ac.uk/programmes/baltic. HF participates in the activities of the programme and in July 2022 is planning to hold the first joint summer school of British Geopolitics in the Baltic States.

HF participated in the preparation of the ERC-21-ADG project *British European Orders, 1800-2000*. The project was developed by the University of Cambridge, VU HF, Dublin University College, National University of Ireland, University of Belgrade, and VU Faculty of Political Science. The expected results of the project included publication of research articles, monographs and source

collections, as well as organisation of two joint conferences.

An international conference dedicated to the 100th anniversary of diplomatic relations between Lithuania and Finland was organized together with the University of Oulu, Finland, colloquia in Finland and Lithuania are planned.

Research activities co-financed by the Juozas Sidas Foundation: a) translation costs of monographs and research articles, publishing in international publishing houses (the monograph by Kari Alenius and Saulius Kaubrys *Balancing between National Unity and Multiculturalism: National Minorities in Lithuania and Finland 1918-1939* has just been published by Brill / Schöningh, the collective monograph *The Unknown War: Anti-Soviet armed resistance in Lithuania and its legacies* has been submitted to be published in 2022 by Routledge; b) research initiatives (international seminars, conferences, summer schools); c) dissemination of international project research results on the Internet (presentation of the investigations of the Holy Trinity Temple complex in Vilnius on the website in English, Lithuanian and Ukrainian); d) nomination of the HF Monograph of the Year and a monetary award.

12 doctoral students were admitted to the joint doctoral programme with the Lithuanian Institute of History, 6 of them to FH.

Archaeological research on the international gas pipeline connection between Poland and Lithuania (GIPL) has been completed. The research group was led by HF professor Albinas Kuncevičius. The total value of HF commissioned archaeological research is EUR 639,682.79.

Studies

External evaluation of the Bachelor of History and Master of History programs was carried out and they were highly rated by international experts.

A new professional development programme for history teachers has been developed at HF, the idea of which is bringing together an innovative, proactive and active community of school historians and improving their competencies in line with the latest development trends in the humanities. We aim to: a) provide the Lithuanian history teachers' community with the recent results, the main issues and tendencies of national and international research in humanities (history, anthropology, archeology, heritage protection, sociolinguistics, art didactics, etc.); b) bring together the best lecturers, experts and practitioners in the field of humanities from various Lithuanian universities and institutions; c) bring together experts in communication, psychology, leadership, media literacy, etc. Two two-day and one one-day workshops are planned during the programme. Our partner is the Ministry of Education, Science and Sports, and our sponsor is company Mantinga.

HF participated in the national review and update of school history curriculum (grades 5–10 and 11–12). A new concept for the programmes has been submitted for the final consideration.

According to the magazine "Reitingai" (Ranking), HF Bachelor's and Master's programs are the leaders in all fields. The study programmes in History, Archeology, Heritage, Cultural History and Anthropology are also top-ranked.

On the initiative of the HF, together with the Faculties of Philosophy and Philology, additional opportunities for individualization of studies have been created. Instead of electives, students can choose subjects taught in another program or another faculty.

The awards received by HF students in 2021 included: Antanas Smetona Scholarship of the President of the Republic of Lithuania (for Bachelor's and Master's students); a prize for the best Master's thesis from the Lithuanian Union of Young Scientists and the Ministry of Foreign Affairs; the Lithuanian Catholic Academy of Sciences prize; an award of the Department of National Minorities. A first-cycle student of the

faculty was awarded a scholarship of the signatories of the Act of Independence of 16 February 1918.

Cooperation

A menu of the history of the capital of Lithuania has been prepared for the 700th anniversary of Vilnius, which has become the official anniversary narrative <https://www.700vilnius.lt/atraskite/istorinis-menu/>.

In the framework of FIXUS Mobilis project, free maintenance and consulting services to cultural heritage owners is provided. More than 100 objects have already been selected.

The joint HF project with the Lithuanian National Museum dedicated to the history of Vilnius "Stories for the City and the World" has been continued for the second year.

HF is a partner of the largest festival dedicated to the theme of heritage in Lithuania Heritas. The festival has been taking place for the fourth consecutive year.

Sustainability

The HF procedure of incentives for high-level research achievements has been reviewed and updated.

Salaries of non-academic staff have been increased: in 2021 by 12%, and in 2020 by 10%.

Description of sabbatical procedures and gender equality plan have been approved.

Continuous renovation of premises and infrastructure has been taking place.

KAUNAS FACULTY

During 2021, 111 publications were prepared: 5 monographs (2 in international high-ranking publishers); 42 articles in international publications in DB Clarivate Analytics Web of Science and Scopus Cite Score.

Researchers from the faculty submitted 31 applications for various project funding, of which 16 projects received funding. In total, R&D project activity contracts were signed for more than EUR 600,000 per year.

4 international conferences were organized in Kaunas (MultiMeDialectTranslation 8; 16th International Scientific Conference of Prof. Vladas Gronskas; 14th International Conference on Culture and Creativity; 26th International Conference Information Society and University Studies - IVUS 2021) in Lithuania and 2 sections in the international conference Business Information Systems (BIS 2021) in Berlin, Germany.

In 2021, 2 doctoral dissertations were defended at VU Kaunas Faculty.

Two research journals are published by the faculty: *Respectus Philologicus* and *Transformations in Business & Economics (TIBE)*.

795 students are studying at Kaunas faculty: 539 first-cycle, 234 second-cycle and 22 third-cycle students. In 2021, 181 graduates received university degrees at Kaunas Faculty: 117 graduates were awarded Bachelor's degrees (including 16 Cum Laude diplomas), 64 - Master's degrees (including 3 Magna Cum Laude diplomas and 5 Cum Laude diplomas).

Kaunas faculty delivers 7 first-cycle and 8 second-cycle study programs. 165 first-cycle students and 129 second-cycle students started their studies in 2021.

For the fourth consecutive year, first-year student groups have been successfully formed in the Bachelor's study programme Information Systems and Cyber Security (38 students admitted), as well as in the Master's study programme International Business Management (25 students admitted), both programmes taught in English. A total of 63 international students have been admitted to full-time study programs in English.

44 inbound students came to study at VU Kaunas

Faculty under the ERASMUS+ mobility programme, as well as 17 students of Kaunas Faculty went to study to universities abroad under various exchange programmes.

Highlights and achievements.

Nuosekliai tvirtinama tarptautiškumo dimensija fakultete:

The international dimension of the faculty was being consistently strengthened: after successful admission to two study programs taught in English, the number of international students increased (21% of the first-year students of Kaunas Faculty admitted in 2021 were foreigners);

Together with partners working in the field of cyber security, the first international cyber security competition Cyberthon 2021 was organized, in which more than 170 participants from 14 countries of the world broadened their knowledge and responded to new challenges.

Principal researcher Prof. Dr. (HP) Dalia Štreimikienė was awarded Rector's Science Award for significant research achievements.

FACULTY OF COMMUNICATION

Since 1991, the Faculty of Communication (CF) of Vilnius university has been the largest academic body in Lithuania conducting research and studies in communication and information science. As of 1 January 2021, the faculty has 100 employees. Of these, 83 are academic staff and 17 non-academic staff. In 2021, CF had 4 Bachelor, 7 Master and 1 complementary study programmes.

CF contribution to the implementation of the Strategy of Vilnius university was realised through the implementation of CF Measures to Implement the Strategy of Vilnius University 2021–2025 plan. The Faculty has produced an increasing volume of scientific output. Compared to 2017 results of the national annual evaluation of research activity, the CF publications in 2021 received 219% more points. The CF first-cycle study programs remain in great demand and are among the top ten programs at Vilnius university and Lithuania.

The new strategic plan of the CF envisages the priorities of the study field - promotion of study flexibility by releasing 30 credits; building a community of motivated and engaged students; development of international mobility windows in the study programs; development of new, interdisciplinary general university education subjects and lifelong learning programmes. These activities are directly in line with VU strategic priorities. In order to achieve the set goals, the entire academic community of CF is to be involved. Special working groups are set up for anyone who wants to contribute to a specific activity.

In order to increase the university's social activity, the CF community actively cooperates with the media making comments on news and current affairs.

The CF Communication Department created 6% more press releases about CF expert activities, scientific achievements, and ongoing study programmes. Faculty experts, researchers, staff, students and alumni mostly speak in the media on the topics, including propaganda, information wars, media literacy, gastronomic culture, politics, political communication, the media, business communication, advertising, public relations, history, culture, publishing, heritage, etc.

The faculty community actively participated in remote visits to schools - a total of 24 visits throughout

Lithuania were arranged, and 32 educational activities were organised for students of all ages from all over Lithuania. 4 remote mass events for schools took place for students, during which all interested could register for meetings to find out more about CF study programmes. During the presentations, students learned about communication, information, media and their impact on people's lives. CF also joined VU initiative for students "Student for one day". During the spring and autumn events, 33 lectures were offered to prospective students.

The most important events and achievements to be celebrated:

Highlighting the most important achievements, it should be noted that in 2021 CF researchers published two high ranking research articles in the journals Public Understanding of Science (citation index 2.338 in 2019) and The International Journal of Public Health (citation index 2.419 in 2019) on a highly relevant topic of the public attitude towards vaccination.

This year 4 dissertations were defended at CF; three of the young scholars who defended their theses (Dr. Justas Gribovskis, Dr. Ingrida Kelpšienė and Dr. Fausta Kepalienė) decided to continue their careers at the Faculty of Communication.

In September, the CF hosted an international scientific conference "New Spectatorship in Post-COVID Times: Theater and the Digital", organized in cooperation with the European Association for the Study of Theater and Performance (EASTAP) and the Lithuanian Culture Research Institute.

2021 saw an increase in the number of visiting lecturers from abroad. Thanks to a targeted grant from the French Institute, lectures at CF were delivered by Prof. Nathalie Heinrich from the National Research Center (CNRS, Paris), while Prof. Peter Neijens from the University of Amsterdam lectured to the second-cycle students at CF.

The academic staff members of the Faculty of Communication were implementing the partnership part of the Media Literacy in the Baltics programme funded by the US Department of State in 2020–2021.

An autumn school for doctoral students in the humanities and social sciences was organized in 2021, which attracted great interest from young scholars. 33 doctoral students from the faculties of Philosophy, Economics and Business Administration, Philology, Law, Kaunas faculty and others participated in this school.

CF was the first VU faculty, which on March 29, 2021 endorsed the Roadmap for Gender Equality under the "Horizon 2020 - Science and Society (Swafs)" project, "Supporting and Implementing Plans for Gender Equality in Academia (SPEAR)".

CF second-cycle students took active part in selecting the winners of the European University Film Award. Students of the CF first-cycle study programme "Journalism" and the second-cycle study program "Analytical Journalism" participated and were awarded in the competition of the international project "Responsible, Ethical and Sensitive Journalism on Human Trafficking" (THALIA). The first-year students of the Master's study programme "Public Relations" organized the best communication project competition "PR Lapės 2021", which received a lot of media attention. Smiltė Radziukynaitė, a graduate of the Bachelor's study programme "Creative Communication", was awarded in the VU Tech Hub competition for the final work "Availability of Lithuanian Theater Performances on the Internet: 18–25 year old consumer audience research".

Strategic decisions and innovations implemented.

The plan of VU CF measures pursuing the strategy of Vilnius University 2021–2025 was approved and its implementation was started. The most important strategic decisions carried out in 2021 included the gender equality plan of CF prepared and approved, a list of CF researchers and experts compiled, and working groups set up to implement key measures in the fields of study and administration.

FACULTY OF MEDICINE

I. The academic activities of the Faculty of Medicine are concentrated in four institutes: Biomedical Sciences; Clinical Medicine; Dentistry; and Health Sciences. Administration is carried out by five non-academic units - the Dean's Office and four divisions: General Affairs, Communications, Science, Innovation and Doctoral Studies, and Studies.

The faculty employed almost 950 teaching, research and support staff, including 87 professors, 130 associate professors, 213 assistants, 186 lecturers and 137 researchers.

In 2021, 406 international publications were published, of which 76% made it to Q1 and Q2 publications. 97 national events and 30 international conferences took place at the faculty. In 2021, 135 PhD students studied at the faculty of Medicine and 26 doctoral theses were defended.

The total number of students enrolled in the faculty is currently over 4000, including 607 students in the study programmes delivered in the English language (11% more than in 2020) and 837 doctors in Residency.

The faculty of Medicine had 8,126 sqm of usable floor space (11,333 sqm of total floor space). On average, the faculty has 3.1 sqm of common floor space per student, lecturer and researcher.

II. The faculty of Medicine has contributed to the implementation of the University's strategic activities in the following ways:

56.7 % of high-level research publications are produced in collaboration with foreign partners.

the number of international students enrolled increased by 6% and accounted for 18% of all undergraduate students.

the Doctoral School of Medicine and Health Sciences was established;

the construction of the Research Center of Vilnius University Faculty of Medicine in Santara valley was started;

1024 sq. m. premises (Akademijos str. 4.) for the Nursing and Rehabilitation Center were renovated;

4 classrooms with nursing simulators have been put into operation.

III. Other important events and achievements

- The Lithuanian Science prize in the field of biomedicine and agricultural sciences was awarded to a group of VU MF researchers Laima Ambrozaitytė, Loreta Cimbalistienė and Algirdas Utkus for their work cycle "Genome rearrangements in congenital central nervous system disorders: origin, genomic mechanisms, functional and clinical consequences (2007–2020)";
- 3 postdoctoral fellowships have been won;
- 5 partnership professors from Sweden, New Zealand and Greece are employed by the faculty;
- Members of the MF community were presented with State awards: Prof. Balys Dainys and Prof. A. Žvirblienė received Knight's Cross of the Gediminas Order of the Grand Duchy of Lithuania, Prof. Vaidutis Kučinskas was awarded Gediminas Order Officer's Cross of the GDL Order, Prof. Ligita Jančorienė got an award from the National Radio and Television Creator of the Year, and "Physicians in the fight against COVID-19" prize (St. Christopher Award).

FACULTY OF MATHEMATICS AND INFORMATICS

Management of the Faculty of Mathematics and Informatics (MIF) in 2021:

- A new MIF Council was elected, chaired by Dr. Kristina Lapin, an associate professor of the institute of Informatics;
- The description of regulations of the non-academic unit Digital Research and Computing Center (DRCC) were updated. The IT Open Access Center (IT APC) was fully integrated into the DRCC.
- The regulations of the Studies Office, a branch non-academic unit, were approved.
- The position of the Vice-Dean for Science has been approved by the MIF Board. Vice-Dean for Science R. Paulavičius took office.
- MIF activity plan for 2022–2024 was prepared and approved.
- MIF communication plan for 2022–2024 is being prepared.

Studies:

- The faculty of Mathematics and Informatics had 1680 first-cycle, 214 second-cycle students; 99 exchange students and 67 students under the faculty agreement.
- Dr. Viktor Skorniakov was elected the best MIF lecturer of the Year .
- A new study program has been developed - Mathematics Teaching and Educometry, which corresponds to the long-term goal 1.4 of the University's Strategic Action Plan "21st century pedagogy".
- Together with the School of Business and the Faculty of Physics, an interdisciplinary second-cycle study programme delivered in English High Technology Business has been launched, which is in line with the long-term goal 2.1 of the University's Strategic Action Plan "Interdisciplinary and International Science and Studies".
- About 120 second-year students of the programme "Software Systems Engineering I",

in consultation with lecturers, have developed smart apps that will allow them to contribute to solving current sustainability issues in a few clicks. Students devoted an entire semester to carry out this task. The first place was won by Adam Auga, Arnas Bulka and Kristupas Gaidys, who created a non-profit platform "getKarma" to donate and give away unwanted stuff to others.

- Academician Vytautas Statulevičius' scholarship is awarded to Ieva Pudžiuvėlyte, a 3rd year BA student in bioinformatics, and Roman Surkant, a 3rd year MA student in modeling and data analysis.
- In the final work competition organized by VU Tech Hub in the category "Technologies for the Development of Society" MIF information technology graduate Monika Barauskaitė was awarded a scholarship for the best work "Imitation Sensor Research", which researches and presents technological solutions that determine the development of society. Supervisor – Assoc. Prof. Dr. Linas Bukauskas.

Scholarly events:

- International seminars: Fudan International Seminar on Analysis, PDEs, and Fluid Mechanics (remotely);
- International Workshop "Vilnius Machine Learning Workshop", 2021 July 29-30 (remotely)
- 10th Lithuanian Young Mathematicians' Meeting (international conference);
- Symposium "Multiscale Modeling and Methods: Application in Engineering, Biology and Medicine" organized at the 8th European Congress of Mathematicians (remotely) .
- 23rd International Conference - Creative Seminar "Modeling of Informatics Bebras tasks" (bebras-beaver, bebras.org);
- "Modeling and Simulation of Social Behavior Phenomena in Creative Societies (MSBC-2021)
- 12th International Conference "Data Analysis Methods for Software Systems (DAMSS)"

- 11th International Doctoral School on Education Research
- Conference "Lithuanian MSc Research in Informatics and ICT"

Awards:

- Professor Konstantinas Pileckas and Chief Researcher Julius Žilinskas were awarded the Rector's Science Prize 2021 for significant research achievements.
- A young MIF researcher Gerda Ana Melnik-Leroy was awarded the Rector's Prize for achievements in science.
- The Lithuanian Science Prize was awarded to Gintautas Dzemyda and Olga Kurasova for the research cycle "From Data Science to Artificial Intelligence Technologies (2006–2020)".
- A startup founded by Prof. Remigijus Paulavičius and Dr. Ernestas Filatovas Optimalistai won the Greenest Mobility Startup Award for innovation, breakthrough in the goals of the green course, marketability, development opportunities, relevance of the challenge and the team.
- VU MIF professor emeritus Šarūnas Raudys was presented with a lifetime achievement award in the field of artificial intelligence by the Lithuanian Association of Artificial Intelligence.
- The Cross of the Officer of the Order of the Grand Duke of Lithuania Gediminas was awarded to Professor Emeritus Vygantas Paulauskas.
- The football team of the faculty won the Rector's Cup.

Innovations and strategic solutions:

- The MIF Advisory Board has been established and started its activity. It includes representatives from the Norwegian University of Life Sciences, Asseco Lietuva, Euromonitor International - Eastern Europe, Nord Security, the University of Aalborg in Denmark, Scorify and Novian Systems.
- A 24-hour access control program for employees has been developed.
- 80% of the faculty's classrooms are adjusted to hybrid teaching.
- In the course of the project signed on July, 20, 2018, which is financed by the European Union Structural Funds no. 01.1.1.-CVPA-V-701-08-0004, MIF and Faculty of Physics upgraded high-

performance computing equipment. MIF provides the most powerful CPU and GPU computing resources on an open access basis, with over 1,900 CPUs with 17 terabytes and 32 GPU graphics cards with 1 terabyte of RAM. Disk memory allows to store up to 0.5 petabytes of data. The overall theoretical performance of the system is 0.25–0.3 Pflop.

- 3-part training course on the use of a supercomputer was conducted by MIF.

Teacher training activities:

- Seminar for mathematics teachers in grades 9–12 "New trends in teaching mathematics" attended by 50 teachers, almost 200 participated remotely.
- About 10 seminars on integrated informatics teaching were organised for primary school teachers.
- 5 seminars were organized for informatics teachers to inform about the updated informatics programme.

ŠIAULIAI ACADEMY

The process of integration of Šiauliai Academy (ŠA) into VU took place in 2021: documents regulating activities in various fields were prepared and approved, relevant committees and commissions created, administrative subdivisions established, and documents concerning their activities were drafted; all study programs were updated according to VU regulations.

The Strategic Action Plan of Šiauliai Academy for 2022–2025, as well as the annual 2022 activity plan were prepared, approved and presented to the VU Council, Senate and ŠA community.

The admission of students to VU ŠA took place for the first time this year. The admission results are considered to be good - more than 400 students have been admitted.

The strategic priorities of the research groups in the field of education have been clarified and the interdisciplinary research topic "Research of Regional Resilience" combining the research groups of the Institute of Regional Development has been considered.

The teaching staff of ŠA actively participated in delivering public lectures during the Student for One Day event cycle. 25 lectures covering all study programs of the ŠA were given. Alumni of VU ŠA in 2021 organized a series of "Week of Improvement and Discovery" events.

Study subjects are taught and public lectures are given by professionals in various fields, practitioners and incoming lecturers from universities abroad.

8 international scientific conferences were organized, four Horizon applications were submitted, two of which were positively evaluated and funded. ŠU teaching staff is actively involved in Erasmus and other international mobility activities, more than half of the academic staff are members of international research associations and networks, and ŠA Network of Researcher Competencies (RENET) is being expanded and strengthened.

Šiauliai Academy contributed to the implementation of VU strategic objectives by developing the concept of pedagogy. The Academy, operating in the region of Northern Lithuania, offers study programs that

meet the needs of the public sector and business, carries out educational activities for the public, and contributes to the implementation of the VU mission in the region of Northern Lithuania.

ŠA seeks to further enhance partnership with social partners: Šiauliai city and regional municipalities, associated business structures, separate business enterprises, educational sector institutions. Šiauliai City Municipality finances various ŠA projects and activities, significantly contributes to the development of STEAM methodological tools for teachers and students, while businesses award scholarships to ŠA students.

In 2021 Šiauliai STEAM Center was established and started operating at full capacity.

Awards.

Associate professor of ŠA Dr. Regina Kvašytė was given a commemorative medal and a Letter of Appreciation by the Seimas of the Republic of Lithuania for her significant research related to the Baltic studies, as well as creative public activities in strengthening intercultural dialogue, understanding and cooperation between Lithuania and Latvia. ŠA Prof. Dr. Diana Cibulskienė and the team of the university economists received an award from the Šiauliai Association of Industrialists for "preparation of the study of the long-term specialized social and economic development breakthrough in the Šiauliai region and the program of implementation measures".

INSTITUTE OF INTERNATIONAL RELATIONS AND POLITICAL SCIENCES

161 first-cycle and 95 second-cycle students were admitted to VU Institute of International Relations and Political Science (IRPSI). In 2021, 207 students of the first and second cycles graduated. 61 student went to study abroad under various exchange programmes, 114 inbound students chose to study at IRPSI under the ERASMUS+ mobility programme.

In 2021, a lot of attention and funds were allocated to the renovation of the infrastructure: auditorium no 302, bearing the name of Z. Brzezinski, was repaired and renovated exclusively at the expense of the sponsors, all technical solutions and repairs were completed in auditorium 102, hybrid training equipment was provided in auditoriums 303 and 304, a sound recording studio was installed, and cosmetic repairs were carried out in other premises of the institute.

In order to achieve the strategic objectives of Vilnius university and IRPSI and to enhance the internationalisation of studies and research, IRPSI has been actively involved in the Arqus network and the Coimbra Group. The concept of the Arqus Joint MA Programme in European Studies was prepared last year and is planned to be implemented in the autumn of 2023. VU IRPSI lecturers joined the development and implementation of the Arqus virtual course "Mental borders, physical borders and the shaping of modern European identity and citizenship". A new international first-cycle program in Global Policy Challenges has been approved by the VU IRPSI Council and the Senate Studies Committee.

In order to increase public involvement and influence in the society, this year IRPSI started participating in the preparation of the Citizenship Education Program for teachers. Together with the Representation of the European Commission in Lithuania, a cycle of more than 10 events were held, which were dedicated to the conference on the future of Europe initiated by Jean Monnet Chair professor R. Vilpišauskas.

In 2021 VU IRPSI organized as many as 3 conferences: the international conference "Belarus 2020 and beyond: Path Dependency or Break with the Past?", the international conference "Narratives of Transformation without" winners "and" losers

"and the national conference" Lithuania after 2020 Seimas elections".

In the field of science, it is important to mention that in 2021 IRPSI researchers have published 7 articles in publications included in the Clarivate Analytics Web of Science with a citation rate, as well as eight parts of monographs from internationally recognized publishers. 6 Articles by IRPSI researchers published between 2018 and 2021 were submitted to the journals falling into the first quartile of the citation rate (CA WoS) in at least one of the assigned categories (the journals: Party Politics; Journal of Common Market Studies; Work, Employment & Society; European Security; Evaluation). In 2021 29 project applications were submitted, of which 3 were transnational research projects, 23 national research projects and 3 transnational networking projects (COST applications). Of the three international research applications, two have been funded.

In 2021 IRPSI started 5 research projects and studies, covering international relations, COVID-19 pandemic management, national politics, media and memory; more than 10 research projects and research have been continued, as many as 12 student research projects were launched. In 2021 VU IRPSI researchers published 3 publications: "Do we need a leader? Institution of the President from Landsbergis to Nausėda" by Assoc. Prof. Dr. M. Jastramskis, "In Focus: women in Lithuanian cinema" (composed by Prof. Natalija Arlauskaitė and Assoc. Prof. Dr. Lina Kaminskaitė) and "From quick victories to painful defeats: Lithuania's public policy response to the COVID-19 pandemic and the management of this crisis in 2020" (authors Rasa Bortkevičiūtė, Patricija Kalkytė, Assoc. Prof. Dr. Vytautas Kuokštis, Prof. Vitalis Nakrošis, Inga Patkauskaitė-Tiuchtienė, Prof. Ramūnas Vilpišauskas).

FACULTY OF LAW

Contribution to the implementation of VU strategy / main achievements:

In its activities, the Faculty of Law (LF) takes into account the main VU strategic priorities, namely, promoting the internationalisation of research and studies, developing economic, social and cultural capital, and creating conditions for strengthening LF community motivation.

The LF community, which consists of both young and experienced scholars, has been actively involved in various national and international projects funded by the Lithuanian Research Council, the European Commission and other institutions, such as: "Challenges to the systematic nature of the Special Part of the Criminal Code of the Republic of Lithuania", "EFFORTS - Strengthening more effective civil and commercial claims in the EU", "Strengthening state institutions and local referral mechanisms in Azerbaijan to ensure safety and support for victims of domestic violence", "Posting of workers: strengthening administrative cooperation and access to information", "The Impact of Covid-19 Pandemic on the Justice System", "Alternatives to Imprisonment in Post-Soviet States", and others.

LF doctoral students got actively involved in the publicity activities of the faculty, especially in publishing articles on law for the public. The academic staff published 11 articles in the Clarivate Analytics Web of Science databases and other articles in various peer-reviewed scholarly publications.

A large number of students have chosen to study law at the faculty. The full-time law programme was again one of the most popular study programmes in Lithuania, with 231 first-year students enrolled. The sessional law study program "Law MAN" was chosen by 65 students. A total of 20 students from various countries, such as Ukraine, Turkey and India, enrolled in the updated second-cycle program in English International and European Law. 18 students chose LF complementary studies. For several years, these studies had not been carried out due to an insufficient number of students.

General information

The Faculty of Law is structured into three departments: Criminal Justice, Private Law and

Public Law. The main area of research for 2019-2021 is the challenges of digital technologies and artificial intelligence for the legal system. The faculty has 122 researchers, including 17 professors and 26 associate professors; LF also has 48 Doctoral students. The Dean's Office consists of a Dean and two Vice-Deans (a Vice-Dean for Studies and a Vice-Dean for Planning and Research).

The main events:

Vilnius university Faculty of Law celebrated its 380th anniversary on October 11, 2021. On that occasion, a special meeting of the LF Council was held, in which the faculty was addressed by the President of the Republic of Lithuania Gitanas Nausėda, Rector of Vilnius university Prof. Rimvydas Petrauskas, heads of legal institutions, the Speaker of the Seimas Viktorija Čmilytė-Nielsen, representatives of International Courts and others. Various discussions on legal topics were held as a part of the commemoration programme from 11 to 15 October. The discussions were broadcast live on Youtube and Facebook platforms and attracted considerable interest.

A national virtual conference "Legal Challenges of the COVID-19 Pandemic: preparing for the future and assessing the mistakes made" took place in 2021.

An international virtual conference "Liability of Judges of Administrative Courts" was held.

An international virtual conference "Reform of Investment Arbitration and Termination of Internal EU Investment Agreements" was organised in 2021.

Strategic solutions:

Tutoring programme activities at LF have been further developed in 2021, and the institutional tutoring (mentoring) started. Tutoring is a form of education, which is not included in the study programs for the tutor and students studying at the faculty; it is designed to further develop students' critical thinking, argumentation and logical skills, to gain their subject competence in a certain field of legal research or legal practice. The first institutional tutoring started with the Central Project Management Agency (CPMA).

In order to promote research, in 2021 the LF Council approved the procedure for internal research grants. The purpose of the grants is to motivate the LF researchers to carry out high-level research, to enhance the academic prestige of the faculty and the quality of scientific output. It was decided that the academic staff of the faculty can be provided with 2 types of grants: 1) grants for researchers under 35 years of age or for those with maximum of 5 years research experience after gaining their doctor's degrees; 2) grants to other researchers. At the end of 2021, the first grants were awarded to FL scholars.

Cooperation with VU Šiauliai Academy has been started, a launch of the study programme "Public Administration" is being planned.

Siekdama skatinti mokslinius tyrimus 2021 m. VU TF Taryba patvirtino vidinių dotacijų moksliniams tyrimams vykdyti tvarką. Dotacijų tikslas – motyvuoti Fakulteto mokslininkus vykdyti aukšto lygio mokslinius tyrimus, skatinti gerinti Fakulteto

BUSINESS SCHOOL

In 2021, Vilnius university Business School (BS) actively developed internationalisation and interdisciplinarity initiatives in order to implement the strategic priorities of Vilnius university.

One of the most important BS events was approval of updated BS regulations and election of the new BS Council.

In 2021, BS devoted special attention to the internationalization and interdisciplinarity of the study portfolio and sought to ensure high quality of studies by adapting to the ever-changing principles of conducting studies for the management of the COVID-19 pandemic. BS first-cycle programme in International Business remained in the top 5 of the programs according to the first choice of candidates (LAMA BPO data).

The second-cycle programme International Project Management taught in English received international accreditation of IPMA (International Project Management Association). VU Senate approved the change of the title of the MA programme International Business Finance to Sustainable Business Finance and Investment and the delivery of the study programme in English. New subjects of general university education were approved, one of them - "Leadership" - was prepared together with VU IIRP, as well as "Sustainable Activities of Organizations", offered in Lithuanian and English. All documents have been translated into English, and both Lithuanian and English are used in study communication.

In the Sustainable Startup Project in Israel, VU BS team of students made it to the final 10, where teams from all over the world competed. In 2021, active negotiations were launched with partners in France on the implementation of a mobility window.

Another important achievement is the development of the methodological guidelines relevant to a business profile "Consulting Project" and "Start-up Development". In addition, a high-quality academic service standard focused on proactive communication, timely changes, and dropout management has been devised, presented to the public, and implemented. This targeted model of communication with students helps to ensure high student satisfaction. A study visit of MBA programme Entrepreneurship students focusing on the theme of life sciences and entrepreneurship was organised together with the Center for Life Sciences and the National Cancer Institute.

BS made a substantial contribution to the formation of the state education policy by participating and representing the interests of VU and the Ministry of Education in various working groups, developed the concept of lifelong learning at the university, cooperated with businesses to expand the network of social partnerships, and attract financial support for BS initiatives.

One of the most important events in the history of BS is the largest financial support (EUR 60,000) received from a business (Moody's) for GEM (Global Entrepreneurship) research coordinated by BS.

A student scientific society was established in cooperation with BS students.

VUBS has been actively involved in CERN interdisciplinary research activities and the CERN Business Incubator. BS signed a bilateral exchange agreement with the University of Lancaster and started joint activities for the RED Science Center, organizing international research promotion sessions.

BS implemented the 3rd educational technology hackathon "EdTech Hackathon", sponsored by the company Western Union, which provided EUR 20,000 in support, with other active partners, such as Transcom, Guidehouse involved as well. Cash prizes of EUR 5000 were awarded to the winners of the event. Continuing the successful partnership with the 15min.lt news portal, a record for the highest number of views was achieved - 252,000.

BS has been active in implementing the social initiatives of Sharing is Caring, one of which, a continuing project of the Academy of Entrepreneurship was turned into a summer camp, with some free participation opportunities for high achieving students and underprivileged children from SOS Children's Village. In 2021, BS celebrated its 5th birthday with the university community, where the guests not only took part in the discussion "Sustainable Business. Quality education. Is it possible to reconcile?" but also in the fundraising for the Youth Line organization. The members of the BS community provided support with books Kaunas remand center, participated in the Maltese campaign "Small Hearts - Big Ideas" and others. BS has also

contributed to Green University activities by developing Zero Waste initiatives; sustainable decisions have been made by investing in the infrastructure that meets future needs. BS successful efforts in this field have been rewarded, and it became part of the PRME (Principles for Responsible Management Education) network.

On-demand training for business clients was organized and content partnerships were actively developed in conferences and various social responsibility projects together with the Vilnius Chamber of Commerce, Vilnius Chamber of Industry and Crafts as well as the 15min. It news portal, to implement the Entrepreneurial Family initiative, which has been under development for 5 years. BS has launched new marketing projects with participation of social partners and alumni, such as “Where are they now?” and “Partner Talks”.

The number of BS full-time teaching staff has increased. Channels of communication with the academic staff were actively developed: the “Virtual Teachers’ Room” on the MS Teams platform, the tradition of “Afternoon Talks” was continued, as well as internal mentoring - competence development. The job descriptions of non-academic staff were also reviewed, new positions approved and job titles changed to take account of the nature of the responsibilities assigned and market trends.

ANNEXES

1 ANNEX

VILNIUS UNIVERSITY GOVERNING BODIES AND LISTS OF THEIR MEMBERS

TABLE 25. THE COUNCIL OF VILNIUS UNIVERSITY, 31 DECEMBER 2021

NAME, SURNAME	DATE OF APPOINTMENT/ELECTION
Chair of the Council of Vilnius University	
Dr. Eglė Radzevičienė	17 December 2019
Deputy Chair of the Council of Vilnius University	
Prof. Dr. Eugenijus Lesinkas	17 December 2019
Members of the Council of Vilnius University	
Justinas Kondratas	13 October 2021
Assoc. Prof. Dr. Sigitas Narbutas	17 December 2019
Česlav Okinčič	17 December 2019
Prof. Dr. Arūnas Ramanavičius	17 December 2019
Prof. Dr. Paulius Vaidotas Subačius	17 December 2019
Augustinas Vizbaras	17 December 2019
Assoc. Prof. Dr. Rūta Žiliukaitė	17 December 2019
Prof. Dr. Aurelija Žvirblienė	17 December 2019
Neda Žutautaitė	18 May 2021

TABLE 26. THE SENATE OF VILNIUS UNIVERSITY, 31 DECEMBER 2021

NAME, SURNAME	REPRESENTED UNIT, ORGANISATION	DATE OF APPOINTMENT/ELECTION
Chair of the Senate of Vilnius University		
Prof. Dr. Dainora Pociūtė Abukevičienė	Faculty of Philology	24 May 2018
Deputy Chairs of the Senate of Vilnius University		
Prof. Dr. Darius Abramavičius	Faculty of Physics	24 May 2018
Assoc. Prof. Dr. Arūnas Mickevičius	Faculty of Philosophy	24 May 2018
Members of the Senate of Vilnius University		
Prof. Dr. Artūras Katelnikovas	Faculty of Chemistry and Geosciences	19 May 2020
Prof. Dr. Viktoras Masevičius	Faculty of Chemistry and Geosciences	24 May 2018
Prof. Dr. Darijus Veteikis	Faculty of Chemistry and Geosciences	24 May 2018
Prof. Dr. Romas Lazutka	Faculty of Economics and Business Administration	24 May 2018
Prof. Dr. Rimvydas Skyrius	Faculty of Economics and Business Administration	24 May 2018
Prof. Dr. Jurgis Pakerys	Faculty of Philology	24 May 2018
Assoc. Prof. Dr. Antanas Kairys	Faculty of Philosophy	24 May 2018
Assoc. Prof. Dr. Aidas Matijošius	Faculty of Physics	24 May 2018
Prof. Habil. Dr. Gintautas Tamulaitis	Faculty of Physics	24 May 2018

NAME, SURNAME	REPRESENTED UNIT, ORGANISATION	DATE OF APPOINTMENT/ELECTION
Assoc. Prof. Dr. Eglė Lastauskienė	Life Sciences Centre	24 May 2018
Senior Researcher Dr. Rūta Navakauskienė	Life Sciences Centre	24 May 2018
Senior Researcher Dr. Vytautas Smirnovas	Life Sciences Centre	24 May 2018
Senior Researcher Dr. Česlovas Venclovas	Life Sciences Centre	24 May 2018
Prof. Dr. Zenonas Butkus	Faculty of History	24 May 2018
Assoc. Prof. Dr. Nerijus Šepetyš	Faculty of History	24 May 2018
Prof. Dr. Virginija Jurėnienė	Kaunas Faculty	24 May 2018
Assoc. Prof. Dr. Vytautas Evaldas Rudžionis	Kauno Faculty	24 May 2018
Assoc. Prof. Dr. Renata Matkevičienė	Faculty of Communication	24 May 2018
Assoc. Prof. Dr. Marija Stonkienė	Faculty of Communication	22 January 2021
Assoc. Prof. Dr. Martynas Manstavičius	Faculty of Mathematics and Informatics	24 May 2018
Prof. Dr. Rimantas Vaicekuskas	Faculty of Mathematics and Informatics	24 May 2018
Prof. Dr. Julius Žilinskas	Faculty of Mathematics and Informatics	16 April 2019
Prof. Dr. Eugenijus Gefenas	Faculty of Medicine	24 May 2018
Prof. habil. Dr. Zita Aušrelė Kučinskienė	Faculty of Medicine	24 May 2018
Prof. Dr. Saulius Ročka	Faculty of Medicine	24 May 2018
Assoc. Prof. Dr. Nerija Putinaitė	Institute of International Relations and Political Science	24 May 2018
Prof. Dr. Ainė Ramonaitė	Institute of International Relations and Political Science	24 May 2018
Assoc. Prof. Dr. Jurgita Paužaitė-Kulvinskienė	Faculty of Law	24 May 2018
Prof. Dr. Jonas Prapiestis	Faculty of Law	24 May 2018
Ex-officio member of the Senate		
Prof. Dr. Rimvydas Petrauskas	Prof. Dr. Rimvydas Petrauskas	
Student representatives		
Ugnė Bičkauskaitė		
Kornelija Buivydaitė		
Andželika Jankauskytė		
Julija Jarutytė		
Justas Kvedaravičius		
Vanesa Ražinskytė		
Arnoldas Solovjovas		
Daniel Šematovič		
Arnoldas Solovjovas		
Daniel Šematovič		

TABLE 27. THE RECTOR OF VILNIUS UNIVERSITY AND HIS TEAM, 31 DECEMBER 2021

NAME, SURNAME	POSITION	DATE OF APPOINTMENT/ELECTION
Prof. Dr. Rimvydas Petrauskas	Rector	1 April 2020
Prof. Dr. Edita Sužiedėlienė	Vice-Rector, Pro-Rector for Research	1 April 2020
Assoc. Prof. Dr. Valdas Jaskūnas	Pro-Rector for Studies	1 September 2016
Dr. Artūras Vasiliauskas	Pro-Rector for Partnership	8 April 2020
Dr. Rita Rekašiūtė Balsienė	Pro-Rector for Organisation Development and Community Affairs	8 April 2020
Raimundas Balčiūnaitis	Chancellor	16 September 2021

TABLE 28. RECTOR'S OFFICE OF VILNIUS UNIVERSITY, 31 DECEMBER 2021

NAME, SURNAME	POSITION	DATE OF APPOINTMENT/ELECTION
Prof. Dr. Rimvydas Petrauskas	Rector	1 April 2020
Prof. Dr. Edita Sužiedėlienė	Vice-Rector, Pro-Rector for Research	1 April 2020
Assoc. Prof. Dr. Valdas Jaskūnas	Pro-Rector for Studies	1 September 2016
Dr. Artūras Vasiliauskas	Pro-Rector for Partnership	8 April 2020
Dr. Rita Rekašiūtė Balsienė	Pro-Rector for Organisation Development and Community Affairs	8 April 2020
Raimundas Balčiūnaitis	Chancellor	16 September 2021
Prof. Dr. Aldona Beganskienė	Dean of Faculty of Chemistry and Geosciences	26 April 2017
Prof. Dr. Renata Bilbokaitė	Director of Šiauliai Academy	14 January 2021
Prof. Dr. Tomas Davulis	Dean of Faculty of Law	12 May 2017
Assoc. Prof. Dr. Kęstutis Driaunys	Dean of Kaunas Faculty	10 October 2018
Prof. Dr. Paulius Drungilas	Dean of Faculty of Mathematics and Informatics	15 February 2019
Irena Krivienė	Director General of Library	2 March 2009
Prof. Dr. Rimvydas Laužikas	Dean of Faculty of Communication	4 December 2017
Prof. Dr. Aida Mačerinskienė	Dean of Faculty of Economics and Business Administration	18 May 2021
Dr. Birutė Miškinienė	Director of Business School	15 November 2016
Prof. Dr. Arūnas Poviliūnas	Dean of Faculty of Philosophy	14 March 2018
Dr. Loreta Skurvydaitė	Dean of Faculty of History	1 April 2020
Assoc. Prof. Dr. Margarita Šešelgytė	Director of Institute of International Relations and Political Science	11 June 2019
Prof. Dr. Inesa Šeškauskienė	Dean of Faculty of Philology	25 May 2018
Prof. Dr. Juozas Šulskus	Dean of Faculty of Physics	18 January 2018
Prof. Dr. Algirdas Utkus	Dean of Faculty of Medicine	26 September 2017
Prof. Dr. Gintaras Valinčius	Director of Life Sciences Centre	14 April 2017
Prof. dr. Algirdas Utkus	Medicinos fakulteto dekanas	2017 m. rugsėjo 26 d.
Prof. dr. Gintaras Valinčius	Gyvybės mokslų centro direktorius	2017 m. balandžio 14 d.

2 ANNEX

MOST MERITORIOUS MEMBERS OF VILNIUS UNIVERSITY ACADEMIC COMMUNITY IN 2021

The Rector's Science Prize 2021 is awarded to the following members for significant scientific achievements:

Professor Saulius Antanas Juršėnas, Faculty of Physics,
Associate Professor Andrius Kažukauskas, Faculty of Economics and Business Administration,
Associate Professor Giedrė Keen, Faculty of History,
Principal Researcher Dr. Rūta Navakauskienė, Life Sciences Centre,
Professor Konstantinas Pileckas, Faculty of Mathematics and Informatics,
Professor Sigitas Radzevičius, Faculty of Chemistry and Geosciences,
Professor Arūnas Ramanavičius, Faculty of Chemistry and Geosciences,
Professor Dalia Štreimikienė, Kaunas Faculty,
Associate Professor Deimantas Valančiūnas, Faculty of Philosophy,
Principal Researcher Julius Žilinskas, Faculty of Mathematics and Informatics.

The Rector's Science Prize 2021 is awarded to the following members young scientists for their scientific achievements:

Research Fellow Sergejus Balčiūnas, Faculty of Physics,
Junior Researcher Greta Bigelytė, Life Sciences Centre,
Associate Professor Renata Gudiukaitė, Life Sciences Centre,
Research Fellow Gerda Ana Melnik-Leroy, Faculty of Mathematics and Informatics,
Assistant Professor Atėnė Mendelytė, Faculty of Philology,
Assistant Professor Anton Popov, Faculty of Chemistry and Geosciences,
Junior Assistant Andrius Žučėnka, Faculty of Medicine.

The following teachers were awarded the Best Lecturers 2021 prizes:

Associate Professor Rasa Šimanauskienė, Faculty of Chemistry and Geosciences,
Professor Sigitas Urbonavičius, Faculty of Economics and Business Administration,
Professor Julia Korostenskienė, Faculty of Philology,
Professor Kristupas Sabolis, Faculty of Philosophy,
Professor Mikas Vengris, Faculty of Physics,
Associate Professor Renata Gudiukaite, Life Sciences Centre,
Associate Professor Eugenijus Savišėėvas, Faculty of History,
Assistant Professor Jurgita Astrauskienė, Faculty of Kaunas,
Associate Professor Viktoras Denisenko, Faculty of Communication,
Associate Professor Viktoras Skorniakovas, Faculty of Mathematics and Informatics,
Associate Professor Vita Jukneviėėienė, Šiauliai Academy,
Associate Professor of Partnership Romas Švedas, Institute of International Relations and Political Science,
Assistant Professor Dovila Pūraitė-Andrikienė, Faculty of Law,
Professor Mindaugas Laužikas, Business School,
Professor Diana Ramašauskaite, Faculty of Medicine.

The Rector's Prize for the successful implementation of the strategy of Vilnius University – "For long-term leadership in strengthening the internationalisation of law studies and the development of partnerships with foreign institutions" - was awarded to the Dean of the Faculty of Law, Professor Tomas Davulis.

3 ANNEX

DATA ON INTERNATIONAL PARTNERSHIPS

FIGURE 36. BILATERAL COOPERATION, 2016-2021

- Europe
- Asia
- Former CIS countries
- USA & Canada
- Australia & Oceania
- South America

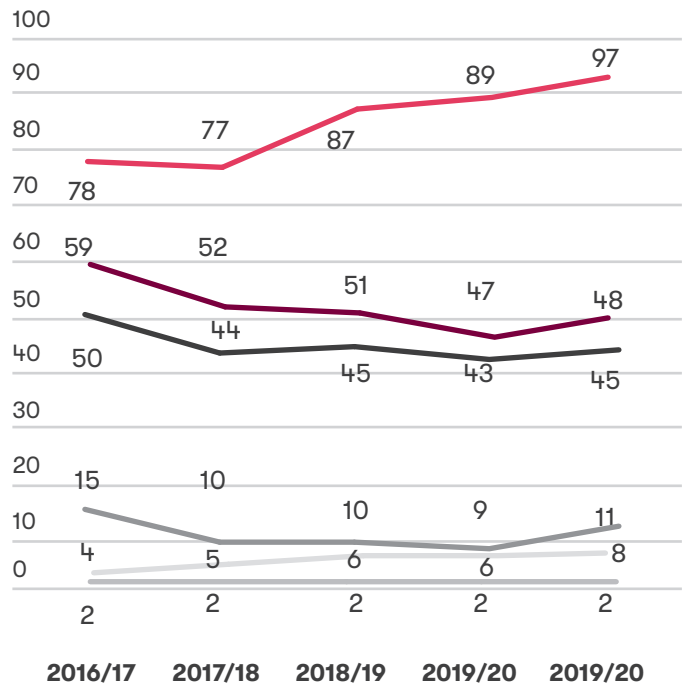


FIGURE 37. GEOGRAPHICAL DISTRIBUTION OF VU BILATERAL AGREEMENTS IN THE ACADEMIC YEAR 2019-2020

- Europe
- Asia
- Former CIS countries
- USA & Canada
- Australia & Oceania
- South America

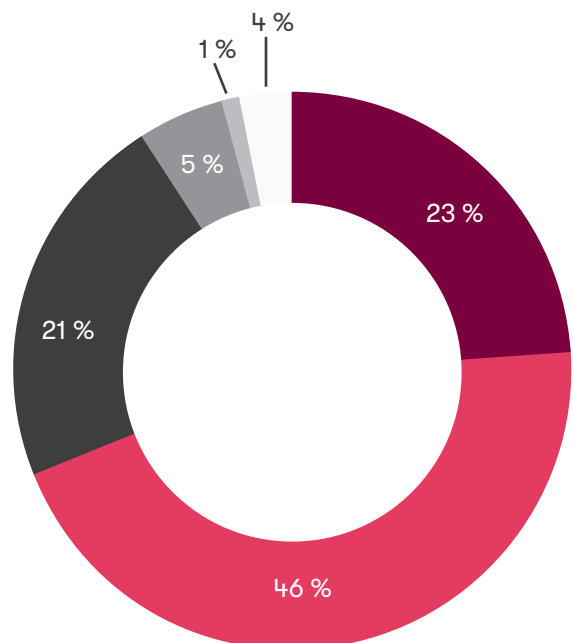


FIGURE 38. BILATERAL AGREEMENTS IN THE ACADEMIC YEAR 2019–2020

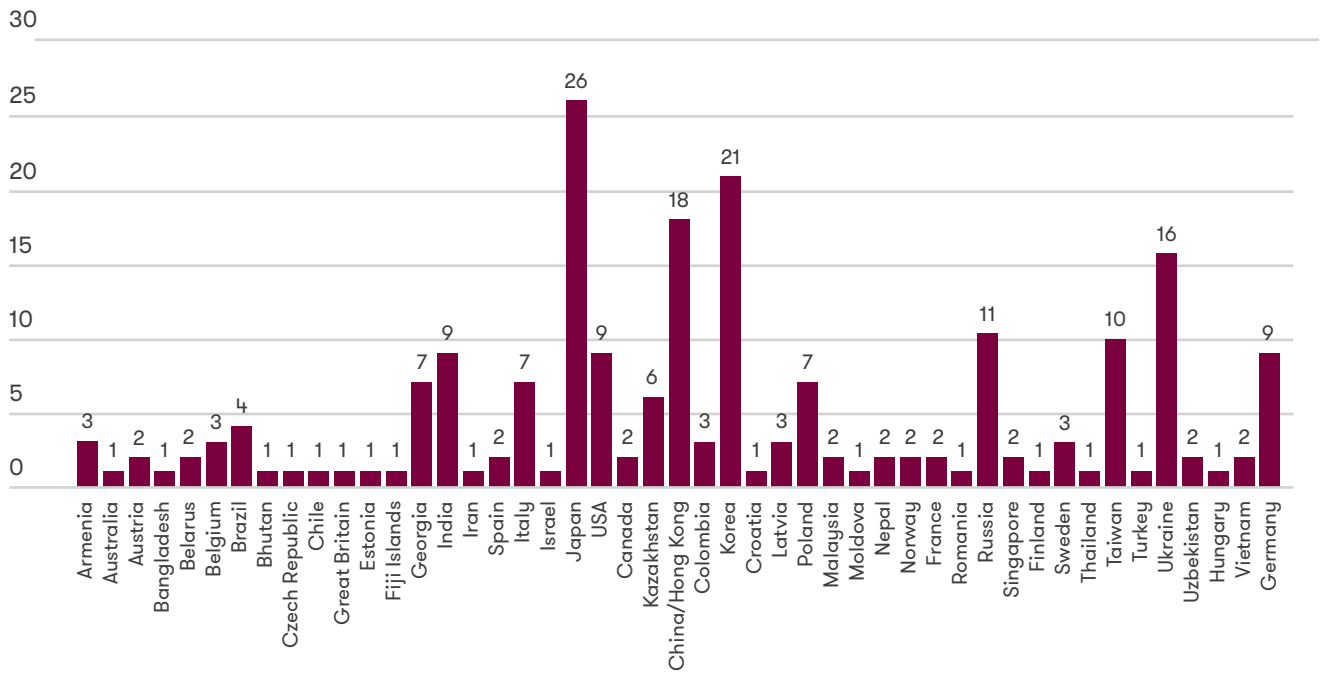


FIGURE 39. NUMBER OF ERASMUS+ PARTNERS BY COUNTRY IN THE ACADEMIC YEAR 2019–2020

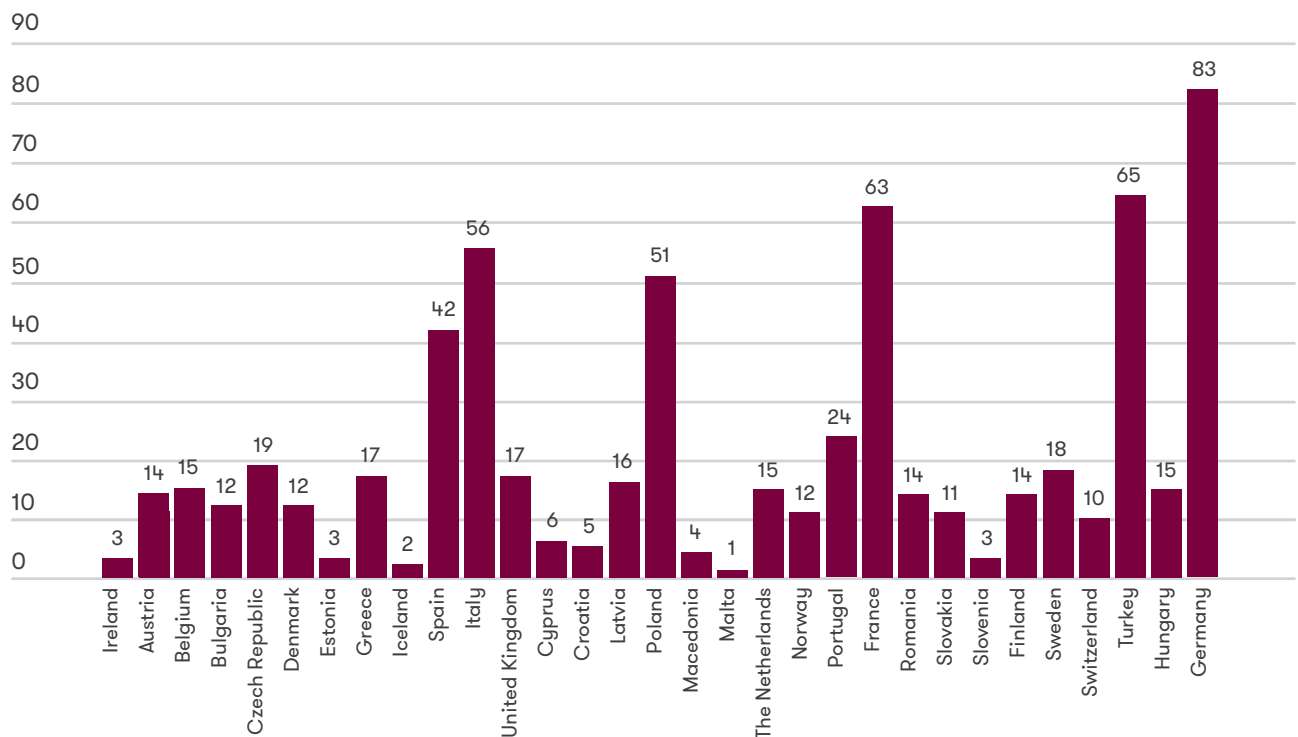
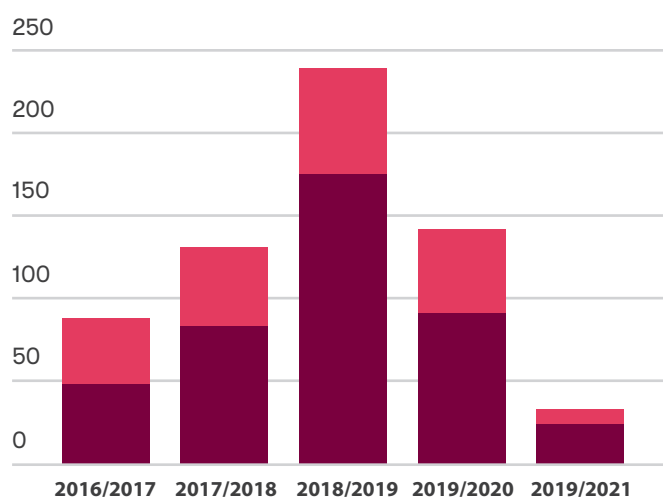


TABLE 29. DATA ON THE AGREEMENTS BETWEEN THE UNIVERSITY AND ITS PARTNERS WITH WHICH STUDENT EXCHANGES ARE AVAILABLE, 2017–2021

Type of cooperation	2017	2018	2019	2020	2021
Erasmus+ agreements	1 168 (504 partners)	1 270 (535 partners)	1 300 (557 partners)	1 398 (605 partners)	1 504 (642 partners)
Bilateral university agreements	208	193	201	196	211
Open agreements	The Utrecht network	The Utrecht network	The Utrecht network	The Utrecht network, "Arqus" network, The Coimbra Group	The Utrecht network, "Arqus" network, The Coimbra Group

FIGURE 40. MOBILITY OF VU STAFF TO RESEARCH AND STUDY INSTITUTIONS AND ENTERPRISES UNDER THE ERASMUS PROGRAMME, 2016–2021



	2016/2017	2017/2018	2018/2019	2019/2020	2020/2021
Mobility to enterprises	49	85	179	93	27
Mobility to RSI	41	49	66	52	10

FIGURE 41. DYNAMICS OF VU TEACHERS' VISITS TO FOREIGN UNIVERSITIES UNDER THE ERASMUS PROGRAMME, 2016–2021

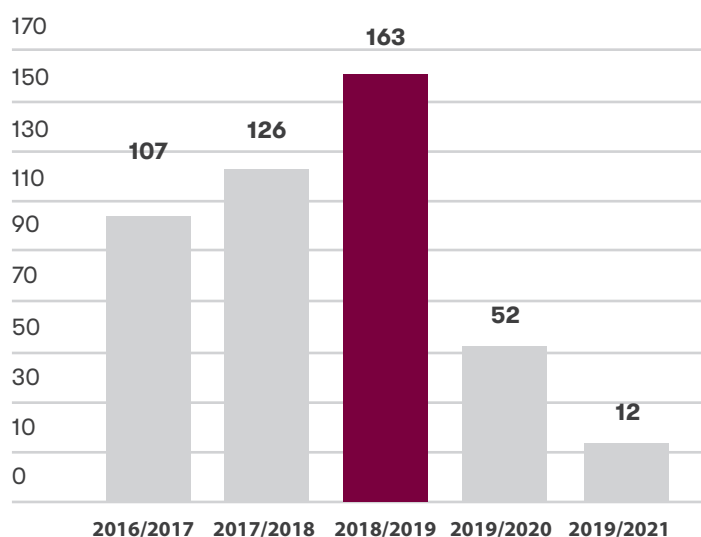


TABLE 30. VILNIUS UNIVERSITY PARTICIPATION IN EDUCATIONAL PROJECTS IN 2021

PROGRAMME / SUB-PROGRAMME	NUMBER OF PROJECTS	ACADEMIC / NON-ACADEMIC UNITS INVOLVED IN THE PROJECT
ERASMUS + PROGRAMME (KA2)		
Action 2: Cooperation for innovation and exchange of best practices		
Strategic partnership projects	33	Faculty of Philology (5), Kaunas Faculty (5), Faculty of Philosophy (2), Faculty of Medicine (2), Business School (3), Faculty of Communication (1), Faculty of Economics and Business Administration (1), Faculty of Philosophy (3), CA Student Services and Careers Department (1), CA Study Development and Quality Department (3), Šiauliai Academy (4), Faculty of Philology and Šiauliai Academy (1), Faculty of Chemistry and Geosciences (1), Faculty of Mathematics and Informatics (1).
Knowledge alliances	2	Faculty of Economics and Business Administration, Faculty of Philosophy and ir CA Department for Science and Innovation.
Capacity building	6	Kaunas Faculty, Faculty of Economics and Business Administration, Faculty of Philosophy, Faculty of Law, Faculty of Medicine, CA International Relations Department (1)
European universities	1	Vilnius University, University of Granada, University of Padua, Leipzig University, University of Lyon, University of Graz, University of Bergen.
ERASMUS MUNDUS JOINT MASTER		
Erasmus Mundus Joint Master Degree EUROPHOTONICS	1	Faculty of Physics
NORDPLUS PROGRAMME		
Higher Education – projects	3	Institute of International Relations and Political Science – 1, Faculty of Philology – 1, Faculty of Philosophy – 1.
Higher Education – networks	1	Faculty of Mathematics and Informatics – 1
Horizontal – projects	1	Faculty of Communication
JEAN MONNET		
Etatas	1	Institute of International Relations and Political Science
ERASMUS + ICM		
Projects with 9 countries (2019 contract)	19	International Relations Department. (There was no call for proposals in 2021).
Projects with 10 countries (2020 contract)		
CREATIVE EUROPE		
Cultural projects	2	Faculty of Communication, Library
ERASMUS + (KA3)		
Higher education policy projects	2	Faculty of History, Institute of International Relations and Political Science

4 ANEXX

STATISTICS ON DOCTORAL STUDIES

TABLE 31. DISTRIBUTION OF DOCTORAL STUDENTS STUDYING AT VILNIUS UNIVERSITY, 2021

UNIT	TOTAL NUMBER	OF WHICH MALE	OF WHICH FEMALE	FOREIGNERS
Faculty of Chemistry and Geosciences	65	22	43	3
Faculty of Economics and Business Administration	42	13	29	4
Faculty of Philology	34	9	25	1
Faculty of Philosophy	80	24	56	2
Faculty of Physics	52	37	15	8
Life Sciences Centre	146	55	91	11
Faculty of History	33	13	20	
Kaunas faculty	22	5	17	3
Faculty of Communication	13	2	11	1
Faculty of Mathematics and Informatics	76	56	20	6
Faculty of Medicine	135	53	82	
Šiauliai Academy	24	4	20	
Institute of International Relations and Political Science	17	7	10	
Faculty of Law	48	25	23	7
Total:	787	325	462	46

TABLE 32. NUMBER OF DOCTORAL STUDENTS ADMITTED TO UNITS IN 2021

UNIT	TOTAL NUMBER	OF WHICH MALE	OF WHICH FEMALE	FOREIGNERS
Faculty of Chemistry and Geosciences	11	4	7	1
Faculty of Economics and Business Administration	8	4	4	1
Faculty of Philology	4	2	2	1
Faculty of Philosophy	14	5	9	1
Faculty of Physics	11	6	5	1
Life Sciences Centre	34	7	27	3
Faculty of History	6	0	6	
Kaunas faculty	4	0	4	2
Faculty of Communication	2	1	1	
Faculty of Mathematics and Informatics	14	11	3	1
Faculty of Medicine	21	8	13	
Institute of International Relations and Political Science	4	2	2	
Faculty of Law	13	10	3	2
Total:	148	61	87	13

TABLE 33. NUMBER OF DISSERTATIONS DEFENDED BY DOCTORAL STUDENTS AND STAFF IN RESEARCH FIELDS IN 2017–2021 ACADEMIC YEARS

RESEARCH AREA, FIELD	NUMBER OF DOCTORAL DISSERTATIONS DEFENDED				
	2017	2018	2019	2020	2021
Humanities	14	16	14	15	17
Philosophy	3	2	2	4	7
Philology	5	6	5	7	6
History and Archaeology	6	8	7	4	3
Ethnology					1
Social sciences	18	23	26	20	27
Law	7	12	1	4	3
Political Science	2	2	3	1	1
Management	2	3	6	2	5
Economics	2	0	3	3	4
Sociology	0	1	2	2	5
Psychology	3	3	5	4	2
Education	0	2	3	0	3
Communication and Information	2	0	3	4	4
Life sciences	50	49	40	60	42
Mathematics	9	7	5	1	5
Physics	18	11	8	12	7
Chemistry	6	11	9	17	10
Biochemistry	5	12	10	13	9
Geology	1	0	0	0	3
Physical Geography	0	0	0	1	1
Informatics	4	4	4	5	3
Biology	4	2	1	5	3
Biophysics	1	2	3	5	1
Ecology and Environmental Science	1	0	0	0	0
Zoology	1	0	0	1	0
Medical and health sciences	18	18	22	19	25
Medicine	15	18	21	17	17
Dentistry	0	0	0	2	4
Public health	3	0	1	0	4
Technological sciences	8	9	10	5	10
Chemical Engineering	2	3	1	0	1
Informatics Engineering	3	4	4	1	5
Materials Engineering	3	3	5	4	4
Total:	108	116	112	119	121

5 ANEXX

STATISTICS ON STUDENT ADMISSION

**TABLE 34. ENROLMENTS,
2017–2021**

	2017	2018	2019	2020	2021
Bachelor studies	3116	3382	3479	4251	3800
Master studies	1394	1415	1536	1693	1697
Professional Pedagogical Studies	69	78	70	83	110
Residency studies	204	210	221	213	205
Integrated studies	603	642	664	775	702
Doctoral studies	162	165	170	166	148
Total:	5548	5892	6140	7181	6662

TABLE 35. FIRST CYCLE AND INTEGRATED STUDY PROGRAMMES WHICH RECEIVED THE HIGHEST NUMBER OF APPLICATIONS WITH THE STUDY PROGRAMME INDICATED AS FIRST PRIORITY, 2021

UNIT	STUDY PROGRAMME	NO. OF PLACES	APPLICATIONS WITH FIRST PRIORITY	SIMPLE COMPETITION ²
MF	Dentistry	20	223	11,15
PHSF	Psychology	110	469	4,26
MF	Medicine	170	689	4,05
PHSF	Criminology	60	227	3,78
ŠA	Special Education and Speech Therapy (Šiauliai)	20	12	3,45
ŠA	Special Education and Speech Therapy, part-time (sessional) (Šiauliai)		57	
EBAF	Global Marketing	50	158	3,16
MF	Physiotherapy	60	167	2,78
ŠA	Primary education pedagogy and pre-school education (Šiauliai)	20	26	2,75
ŠA	Primary Education Pedagogy and Preschool Education, part-time (sessional) (Šiauliai)		29	
LSC	Genetics	40	105	2,63
CF	Creativity communication	100	255	2,55

² Simple competition is defined as the number of applications to a study programme compared to the number of places available.

TABLE 36. SECOND CYCLE AND PROFESSIONAL PEDAGOGICAL STUDY PROGRAMMES WHICH RECEIVED THE HIGHEST NUMBER OF APPLICATIONS WITH THE STUDY PROGRAMME INDICATED AS FIRST PRIORITY, 2021

	UNIT	STUDY PROGRAMME	NO. OF PLACES	APPLICATIONS WITH FIRST PRIORITY	SIMPLE COMPETITION ³
1	EBAF	Business Process Management (part-time)	1	26	26,00
2	ŠA	Pedagogy (Šiauliai), PPS (SNF)	1	11	11,00
3	PHSF	Clinical Psychology	11	105	9,55
4	PHSF	School pedagogy (languages, social education), PPS (SNF)	1	9	9,00
5	EBAF	Strategic Information Systems Management	7	53	7,57
6	EBAF	Finance and Banking (English)	2	13	6,50
7	EBAF	Business Process Management (I)	5	30	6,00
8	EBAF	Human Resources Management	11	62	5,64
9	MF	Art therapy (visual arts therapy)	5	27	5,40
10	EBAF	Accounting and Financial Management	11	58	5,27

TABLE 37. RESIDENCY STUDY PROGRAMMES WHICH RECEIVED THE HIGHEST NUMBER OF APPLICATIONS WITH THE STUDY PROGRAMME INDICATED AS FIRST PRIORITY, 2021.

	UNIT	STUDY PROGRAMME	NO. OF PLACES	APPLICATIONS WITH FIRST PRIORITY	SIMPLE COMPETITION ⁴
1	MF	Dermatovenerology	1	9	9,00
2	MF	Orthodontics	2	12	6,00
3	MF	Cardiology	5	28	5,60
4	MF	Radiology	3	15	5,00
5	MF	Endocrinology	1	4	4,00
6	MF	Nephrology	1	4	4,00
7	MF	Gastroenterology	2	6	3,00
8	MF	Urology	1	3	3,00
9	MF	Neurosurgery	1	3	3,00
10	MF	Physical medicine and rehabilitation	4	10	2,50

³ Simple competition is defined as the number of applications to a study programme compared to the number of places available.

⁴ Simple competition is defined as the number of applications to a study programme compared to the number of places available.

TABLE 38. NUMBER OF APPLICATIONS TO STUDY IN VILNIUS UNIVERSITY FIRST CYCLE AND INTEGRATED, SECOND CYCLE AND PROFESSIONAL PEDAGOGICAL, AND RESIDENCY STUDY PROGRAMMES WITH THE STUDY PROGRAMME INDICATED AS THE FIRST AND SECOND PRIORITIES, 2017–2021

Year	Number of applications with the first and second priority		
	State-funded	State-non-funded	Total:
2017	14 094	5 132	19 226
2018	13 478	5 382	18 860
2019	14 270	5 534	19 804
2020	15 376	5 690	21 066
2021	14 126	5 298	19 424

TABLE 39. NUMBER OF APPLICATIONS TO STUDY IN VILNIUS UNIVERSITY FIRST CYCLE AND INTEGRATED, SECOND CYCLE AND PROFESSIONAL PEDAGOGICAL, AND RESIDENCY STUDY PROGRAMMES, ALL PRIORITIES, 2017–2021⁵

Study cycle	Number of applications with all priorities									
	2017		2018		2019		2020		2021	
	SF	SNF	SF	SNF	SF	SNF	SF	SNF	SF	SNF
Bachelor studies	20 916	7 676	19 257	8 398	22 206	8 650	20 430	8 079	20 614	7 487
Integrated studies	3 203	3 120	2 898	3 132	3 007	2 662	3 020	2 205	2 609	2 000
Master studies	5 523	2 416	5 060	1 910	4 448	1 883	6 019	2 612	5 100	2 412
Professional Pedagogical studies	118	12	170	23	109	11	205	34	204	60
Residency studies	1 054	254	1 116	237	966	284	1 182	264	1 249	237
Total:	30 814	13 478	28 501	13 700	30 736	13 490	30 856	13 194	29 776	12 196

⁵ Note: The number of applications for places funded by study grants (SG) is added to the number of SF places.

TABLE 40. NUMBER OF APPLICANTS BY COUNTRY⁶

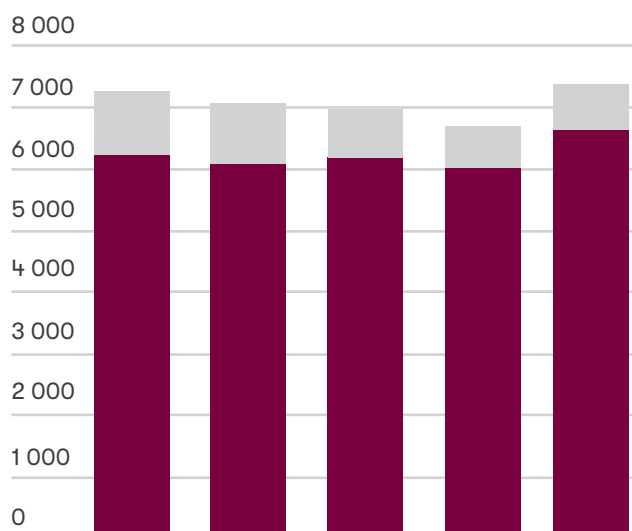
	COUNTRIES	2017	2018	2019	2020	2021
1	Afghanistan	8	9	5	1	2
2	Ireland	1	1	1	3	3
3	Albania	2		2	5	
4	Algeria	6			5	4
5	Angola		3			1
6	Argentina	1				
7	Armenia	3	2		1	2
8	Australia		2	2		1
9	Austria	1		1		2
10	Azerbaijan	79	27	41	29	68
11	Belarus	12	15	17	212	45
12	Bangladesh	140	18	33	18	11
13	Belgium	1		1	2	1
14	Benin	1				
15	Bosnia and Herzegovina	2				
16	Bolivia			1		
17	Botswana		7		1	1
18	Brazil	1		10	1	2
19	Bulgaria					2
20	Burundi	1		2		
21	Bhutan	1				1
22	Denmark				1	1
23	Côte d'Ivoire	2				2
24	Dominican Republic					1
25	Egypt	16	7	22	11	14
26	Ecuador	6	1	3	1	
27	Eritrea		2		1	
28	Estonia		1			
29	Ethiopia	39	13	4		1
30	Philippines		2	6	1	
31	Gambia	3		5		1
32	Ghana	48	26	34	13	21
33	Greece		3	3	1	
34	Grenada					1
35	Guinea				1	1
36	Honduras	2		3		
37	Hong Kong				2	2
38	India	33	64	136	54	108
39	Indonesia		1	4	1	2
40	Iraq	3	4	3	3	4
41	Iran	21	12	18	9	17

⁶ Note: The number of applicants to first cycle and second cycle programmes per country via Dream Apply is shown.

42	Iceland					1
43	Spain		3	1		1
44	Italy	4	4	6	2	4
45	Israel	34	17	21	16	5
46	Jamaica	1			1	1
47	Japan		3	2	2	7
48	Yemen	6		3	4	5
49	Jordan		3	6	3	3
50	United States of America	6	22	22	17	18
51	United Arab Emirates			1		1
52	United Kingdom	5	6	8	2	4
53	Cameroon	20	24	122	30	44
54	Canada	6		4	1	
55	Qatar	1		1		
56	Kazakhstan	7	12	21	10	5
57	Kenya	1		6	2	
58	China	15	14	42	23	19
59	Kyrgyzstan	1	1			
60	Colombia	2	2	1	2	2
61	Comoros					1
62	Republic of Congo	2		2	1	
63	Kosovo	2			3	
64	Croatia			1		
66	Latvia			1		2
67	Poland	7	7	1	2	3
68	Lesotho	1	1			
69	Lebanon	2	2	4	7	8
70	Liberia	7				2
71	Lithuania	6	6	13	15	10
72	Macedonia		1			
73	Malawi	4		1		2
74	Mali	3				
76	Morocco	4	2	9	7	3
77	Mauritius		3			
78	Mexico		2	5	2	2
79	Myanmar					2
80	Moldova	2		1	1	
81	Mozambique					1
82	Namibia	3			1	
83	New Zealand					1
84	Nepal	1		1	2	9
85	Nigeria	91	44	143	188	261
86	Niger					1
87	Netherlands	3	3	4	1	2
86	Nigeris					1
87	Nyderlandai	3	3	4	1	2
88	Norway	6		7	6	3
89	Islamic Republic of Pakistan	62	31	60	38	65
90	Palestine	15	2	3	1	2
91	Paraguay					1

92	Peru			2		
93	South Africa	1	3	2	2	
94	South Korea	1		3	5	2
95	France	2		4	3	4
96	Portugal	1				
97	Rwanda	10	2			
98	Romania	2				
99	Russia	10	7	23	18	18
100	Sakartvel	21	11	25	21	19
101	El Salvador				2	
102	Saudi Arabia	1			1	
104	Serbia				1	
105	Sierra Leone	4		1	1	1
106	Singapore		1	2		
107	Syria	9	3	5	4	6
108	Somalia	5	3		1	
109	Sudan	3		1	3	1
110	Finland	14	10	13	20	15
111	Sri Lanka	3	4	10	2	
112	Switzerland	1		1		3
113	Sweden	13	9	24	15	12
114	Tajikistan	2	2	1		
115	Thailand	1		1		1
116	Taiwan			3	1	
117	Tanzania	6			2	2
118	Togo				1	
119	Tunisia	1	1		2	
120	Turkey	11	27	24	20	35
121	Turkmenistan				1	1
122	Uganda	5	4	2		2
123	Ukraine	24	38	51	33	38
124	Uzbekistan	4	1	8	7	11
125	Venezuela	3				
126	Hungary					3
127	Vietnam		1	5	3	
128	Germany	69	109	138	125	131
129	Zambia				1	1
130	Zimbabwe	19	1	1		3
	Total:	1 009	672	1 230	1 065	1 130

FIGURE 42. NUMBER OF PLACES AVAILABLE FOR FIRST CYCLE AND INTEGRATED, SECOND CYCLE AND PROFESSIONAL PEDAGOGICAL, AND RESIDENCY STUDIES APPROVED BY THE SENATE⁷, 2017–2021



	2017	2018	2019	2020	2021
SF	6 179	6 077	6 712	6 386	6 666
SNF	1 016	970	770	654	684
Total:	7 195	7 047	7 482	7 040	7 350

TABLE 41. NUMBER OF PLACES AVAILABLE FOR FIRST CYCLE AND INTEGRATED, SECOND CYCLE AND PROFESSIONAL PEDAGOGICAL, AND RESIDENCY STUDIES APPROVED BY THE SENATE⁸, BY CYCLE, 2017–2021

Study cycle	2017		2018		2019		2020		2021	
	SF	SNF	SF	SNF	SF	SNF	SF	SNF	SF	SNF
Bachelor studies	4 274		4 239		4 712		4 426		4 674	
Integrated studies	589		603		605		575		565	
Master studies	1 064	953	997	898	1 149	727	1 144	606	1 145	645
Professional Pedagogical studies	49	5	75	16	77	5	82	3	112	4
Residency studies	161	58	163	56	169	38	159	45	170	35
Total:	6 137	1 016	6 077	970	6 712	770	6 386	654	6 666	684

⁷ Note: the number of study places approved by the Senate for Bachelor and Integrated study programmes is included in the number of state-funded study places.

⁸ Note: the number of study places approved by the Senate for Bachelor and Integrated study programmes is included in the number of state-funded study places.

TABLE 42. NUMBER OF STUDENTS ADMITTED TO FIRST CYCLE AND INTEGRATED, SECOND CYCLE AND PROFESSIONAL PEDAGOGICAL, AND RESIDENCY STUDIES⁹, 2017–2021

Year	Students admitted			Of which:		
	SF	SNF	Total	Male	Female	International
2017	3799	1587	5386	1887	3499	259
2018	3916	1811	5727	2046	3681	307
2019	4221	1749	5970	2089	3881	376
2020	5273	1742	7015	2400	4615	538
2021	4936	1578	6514	2317	4197	519

TABLE 43. NUMBER OF STUDENTS ADMITTED TO FIRST CYCLE AND INTEGRATED, SECOND CYCLE AND PROFESSIONAL PEDAGOGICAL, AND RESIDENCY STUDIES, BY CYCLE, 2018–2021

Study cycle	2018				2019				2020				2021			
	Admitted	Of which male, female, international			Admitted	Of which male, female, international			Admitted	Of which male, female, international			Admitted	Of which male, female, international		
		M	F	I		M	F	I		M	F	I		M	F	I
Bachelor studies	3382	1258	2124	78	3479	1305	2174	106	4251	1551	2700	179	3800	1435	2365	145
Integrated studies	642	228	414	111	664	222	442	136	775	264	511	142	702	222	480	133
Master studies	1415	481	934	114	1536	482	1054	128	1693	509	1184	212	1697	575	1122	236
Professional Pedagogical studies	78	16	62	0	70	14	56	0	83	19	64	0	110	26	84	1
Residency studies	210	63	147	4	221	66	155	6	213	57	156	5	205	59	146	4
Total:	5727	2046	3681	307	5970	2089	3881	376	7015	2400	4615	538	6514	2317	4197	519

⁹ Note: The number of applications for places funded by study grants (SG) is added to the number of SF places.

TABLE 44. NUMBER OF STUDENTS ADMITTED TO FIRST CYCLE AND INTEGRATED, SECOND CYCLE AND PROFESSIONAL PEDAGOGICAL, AND RESIDENCY STUDIES, BY UNITS, 2018–2021

Unit	2018				2019				2020				2021			
	Admitted	Of which male, female, international			Admitted	Of which male, female, international			Admitted	Of which male, female, international			Admitted	Of which male, female, international		
		M	F	I		M	F	I		M	F	I		M	F	I
Faculty of Chemistry and Biosciences	270	145	125	2	249	115	134	3	263	123	140	17	230	115	115	6
Faculty of Economics and Business Administration	653	244	410	63	662	260	402	76	901	354	547	118	719	292	427	113
Faculty of Philology	567	82	485	15	608	96	512	10	512	113	399	38	485	90	395	28
Faculty of Philosophy	682	142	540	3	689	124	565	6	866	168	698	3	782	174	608	2
Faculty of Physics	193	144	49	1	222	166	56	3	247	181	66	7	211	145	66	9
Life Sciences Centre	332	86	246	8	335	93	242	2	411	107	304	5	404	109	295	5
Faculty of History	195	73	122	1	196	85	111	0	205	96	109	1	170	78	92	2
Kaunas faculty	263	104	159	23	253	96	157	38	278	108	170	54	295	137	158	64
Faculty of Communication	376	61	315	20	396	80	316	20	516	75	441	31	411	61	350	15
Faculty of Mathematics and Informatics	585	401	184	5	632	415	217	8	620	418	202	26	567	407	160	20
Faculty of Medicine	821	219	601	116	941	239	702	145	1150	244	906	148	1036	234	802	
Šiauliai Academy	-	-	-	-	-	-	-	-	-	-	-	-	310	93	217	37
Institute of International Relations and Political Science	240	106	134	8	245	110	135	8	296	126	170	11	272	127	145	16
Faculty of Law	306	131	175	14	314	113	201	19	402	141	261	31	325	110	215	16
Business School	244	108	136	28	228	97	131	38	348	146	202	48	297	145	152	46

TABLE 45. NUMBER OF STUDENTS WHO SCORED 100 IN NATIONAL MATURA EXAMINATIONS ADMITTED TO VILNIUS UNIVERSITY IN RELATION TO THE TOTAL NUMBER OF SUCH STUDENTS ADMITTED TO LITHUANIAN HIGHER EDUCATION INSTITUTIONS

Year	Admitted students who scored 100		Percentage
	University higher education institutions	Vilnius University	
2017	1447	723	49,97 %
2018	1598	818	51,19 %
2019	1652	887	53,69 %
2020	1969	1086	55,15 %
2021	1686	854	50,65 %

6 ANEXX

ALUMNI STATISTICS

TABLE 46. TOP 20 STUDY PROGRAMMES WITH THE MOST GRADUATES IN EMPLOYMENT 12 MONTHS AFTER GRADUATION

STUDY CYCLE	STUDY PROGRAMME	NUMBER OF GRADUATES IN EMPLOYMENT 12 MONTHS AFTER GRADUATION
First cycle studies	Economics	186
Integrated studies	Medicine	158
Integrated studies	Law	127
First cycle studies	Management	106
First cycle studies	Software Engineering	96
First cycle studies	Political Science	94
First cycle studies	Psychology	73
First cycle studies	Creative Communication	70
First cycle studies	Physiotherapy	43
First cycle studies	Informatics	42
Second cycle studies	Finance and banking	38
First cycle studies	Information technologies	36
First cycle studies	International Business	34
First cycle studies	English and another foreign language	34
First cycle studies	Mathematics of finance and insurance	33
First cycle studies	English Philology	31
First cycle studies	Journalism	31
First cycle studies	Chemistry	31
Second cycle studies	Business Economics	31
First cycle studies	Public Health	30
First cycle studies	Scandinavian Studies	30

TABLE 47. NUMBER OF GRADUATES BY YEAR, CYCLE OF STUDY AND TYPE OF FUNDING

	2017	2018	2019	2020	2021
Bachelor studies	2389	2146	2243	2051	2356
SF	1659	1593	1659	1566	1764
SNF	730	553	584	485	592
Master studies	1259	1102	1063	1039	1272
SF	851	767	763	746	950
SNF	408	335	300	293	322
Integrated studies	487	415	419	431	459
SF	319	294	279	278	286
SNF	168	121	140	153	173
Professional Pedagogical studies	24	54	53	62	123
SF	19	53	47	61	111
SNF	5	1	6	1	12
Residency studies	175	193	191	180	187
SF	142	151	149	138	154
SNF	33	42	42	42	33
Doctoral studies	136	156	163	131	134
SF	128	146	155	128	125
SNF	8	10	8	3	9
Of graduates	4470	4066	4132	3894	4531

SF – State-funded studies.

SNF – State-non-funded studies.

7 ANNEX

STATISTICS ON STUDENT EXCHANGE

FIGURE 43. INCOMING EXCHANGE STUDENTS BY TYPE OF EXCHANGE PROGRAMME, 2020–2021 (BY GENDER)

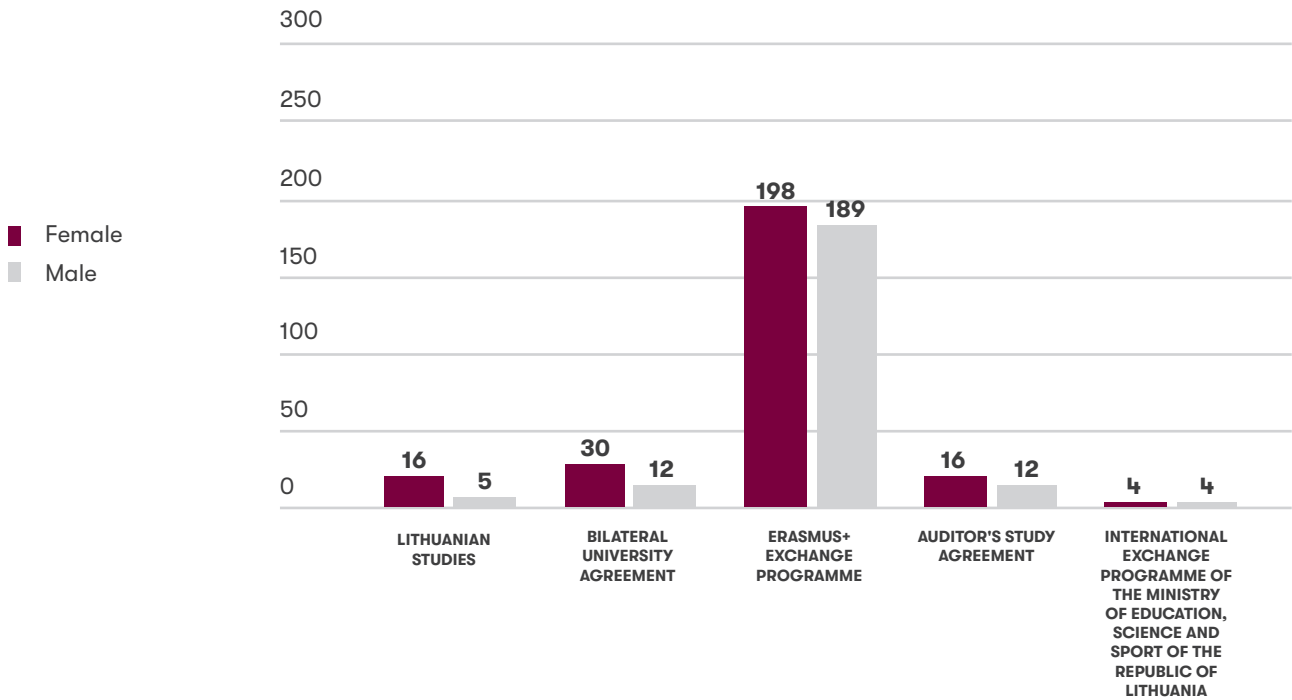
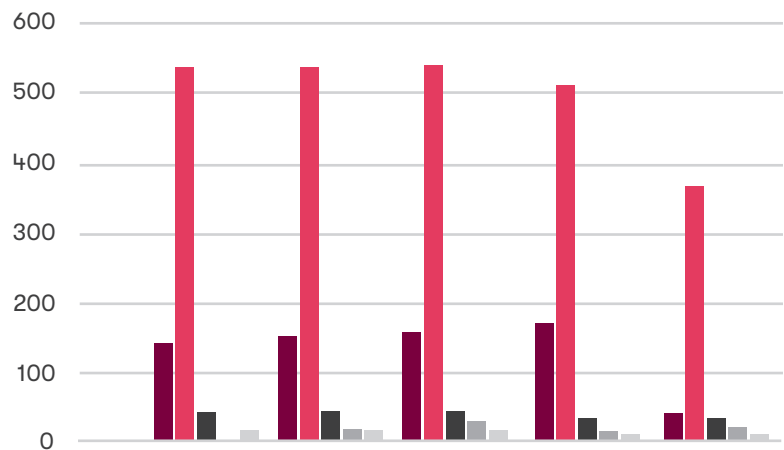


FIGURE 44. INCOMING EXCHANGE STUDENTS BY TYPE OF EXCHANGE PROGRAMME, 2016–2021



	2016/2017	2017/2018	2018/2019	2019/2020	2020/2021
Bilateral university agreement	141	151	157	170	42
Erasmus+	538	537	540	512	387
Auditors	42	43	43	33	28
Lithuanian studies project		17	28	14	21
ŠMM exchange programme	16	16	15	10	8

FIGURE 45. ERASMUS+ STUDENT EXCHANGE BY COUNTRY, INCOMING AND OUTGOING STUDENTS, 2020–2021

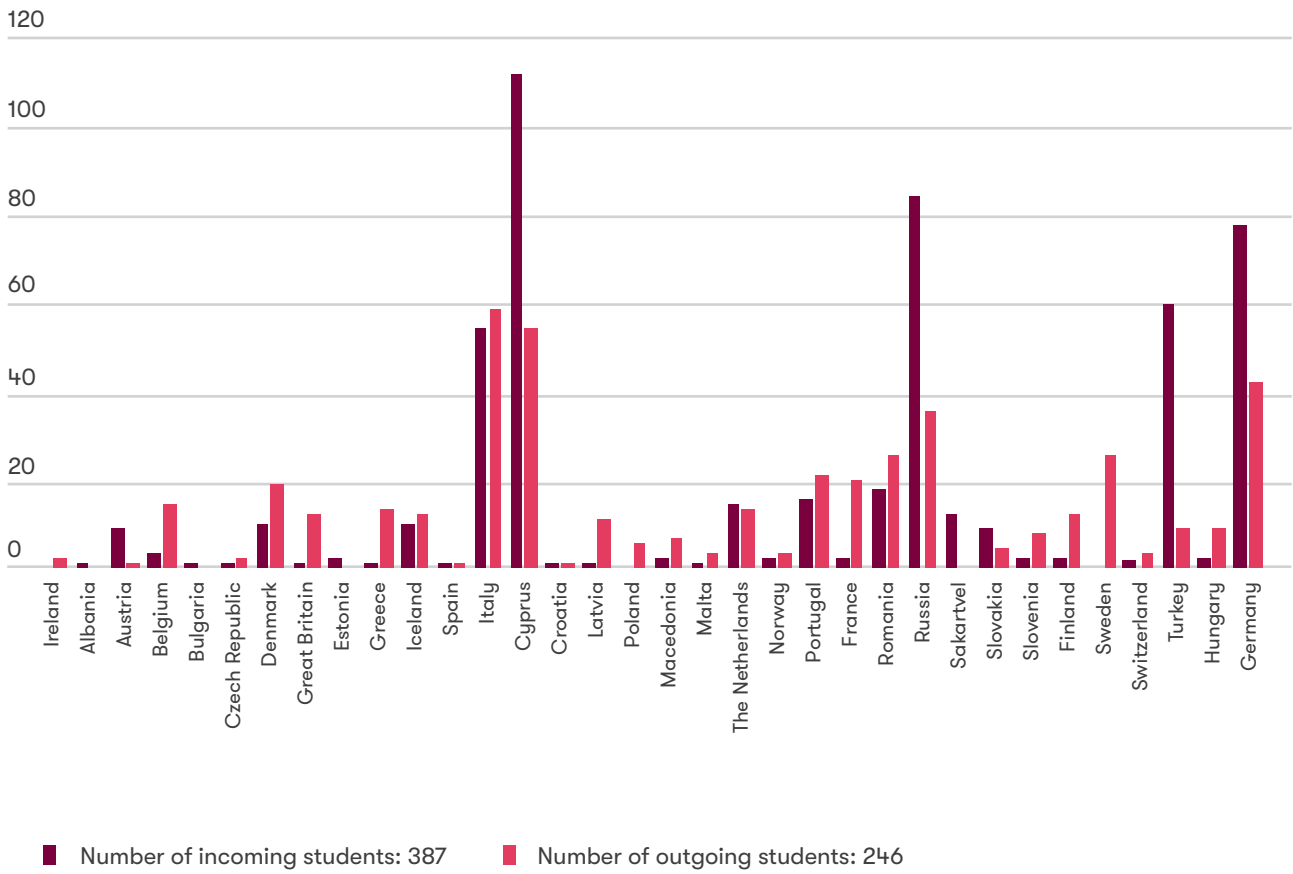


FIGURE 46. DYNAMICS OF OUTGOING ERASMUS EXCHANGE STUDENTS OF VU, EXCLUDING DOCTORAL STUDENTS, 2016-2021

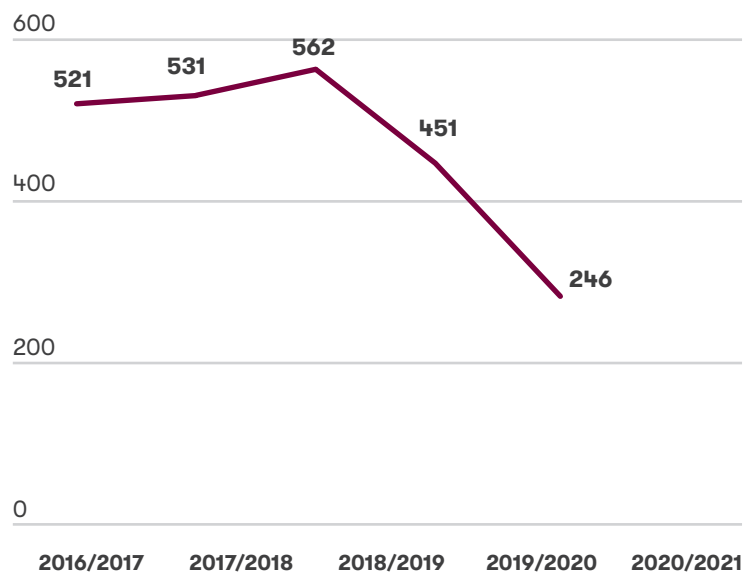


FIGURE 47. OUTGOING ERASMUS EXCHANGE STUDENTS BY UNITS, 2016–2021

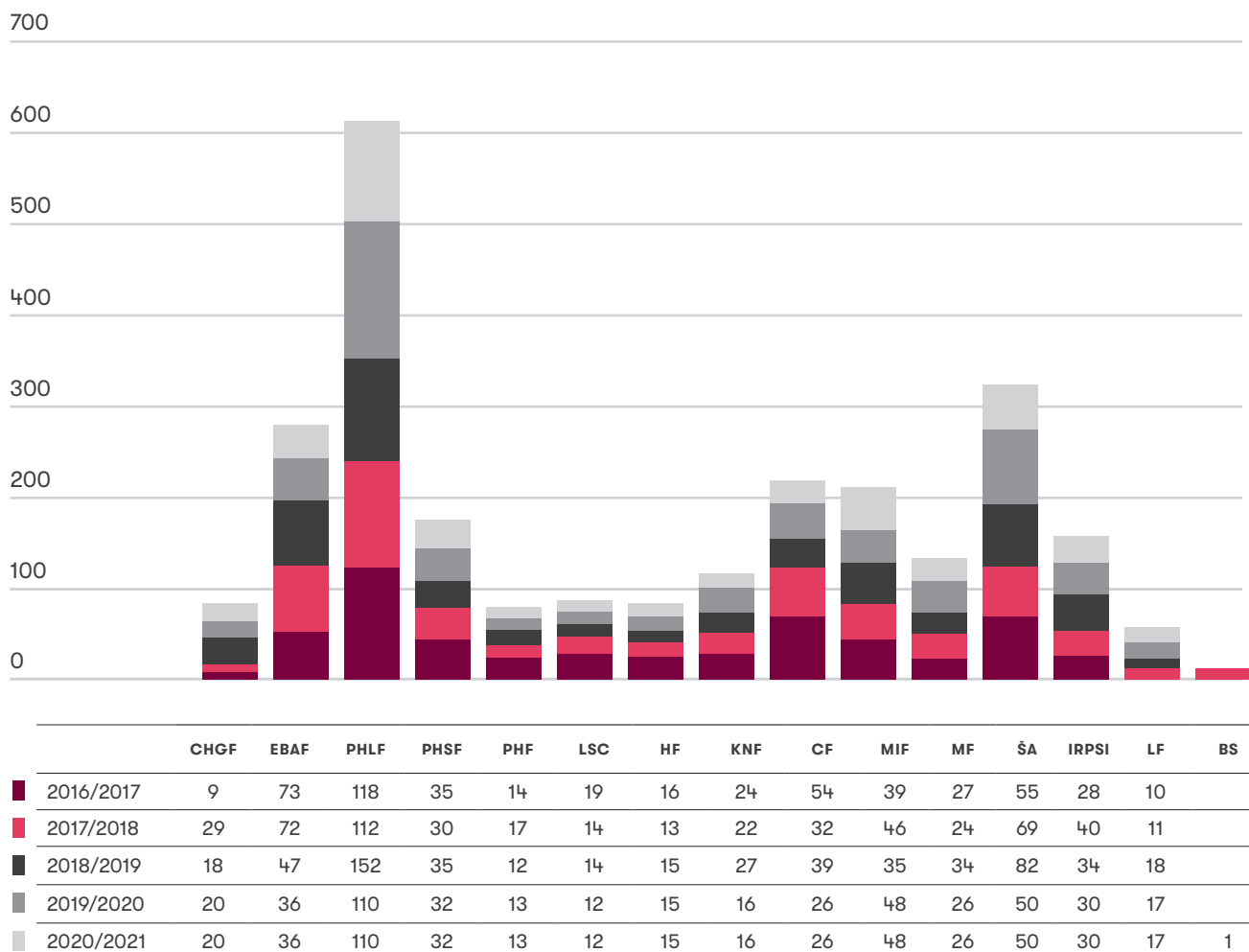


FIGURE 48. NUMBER OF STUDENTS COMING TO VILNIUS UNIVERSITY FOR PARTIAL STUDIES, 2016–2021

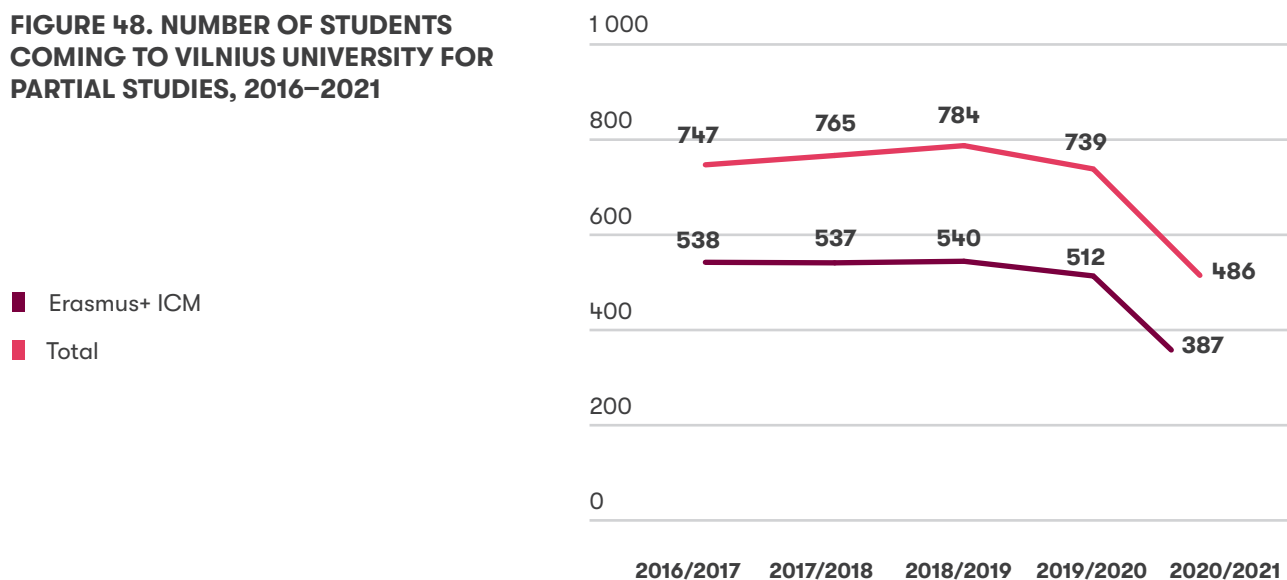
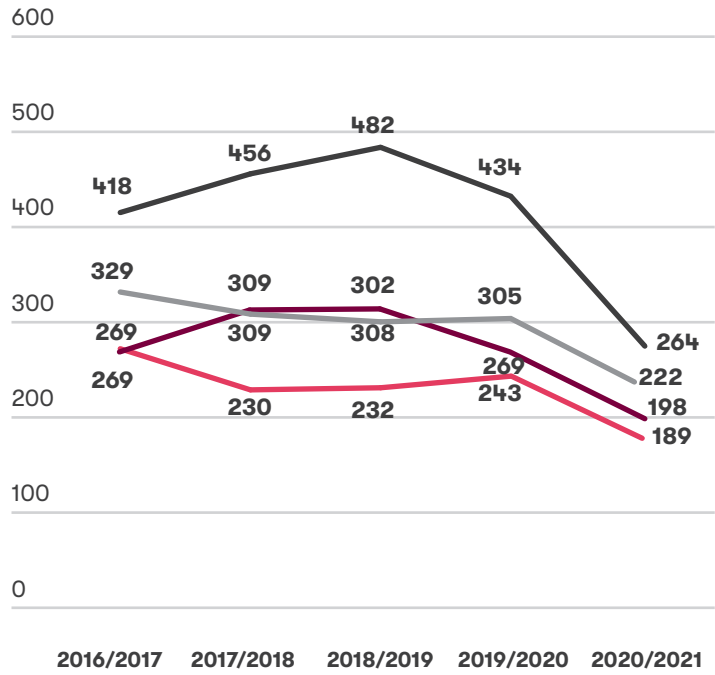


FIGURE 49. NUMBER OF STUDENTS COMING TO VILNIUS UNIVERSITY FOR PARTIAL STUDIES, 2016–2021

- Erasmus female
- Erasmus male
- Total female
- Total male



8 ANEXX

STUDENT SUPPORT

TABLE 48. SCHOLARSHIPS FROM THE NATIONAL BUDGET, 2021

SCHOLARSHIP	ALLOCATION, EUR THOUSAND PER YEAR	NUMBER OF STUDENTS
Incentive scholarship	2026,5	5130
Professional Pedagogical studies scholarship	1295,1	636
Special needs allowance	59,0	87
Targeted allowance for partial reimbursement of study costs	4,2	27
Nominal scholarships	63,2	43
Scholarships from the Ministry of Economy and Innovation for targeted study funding	44,2	35

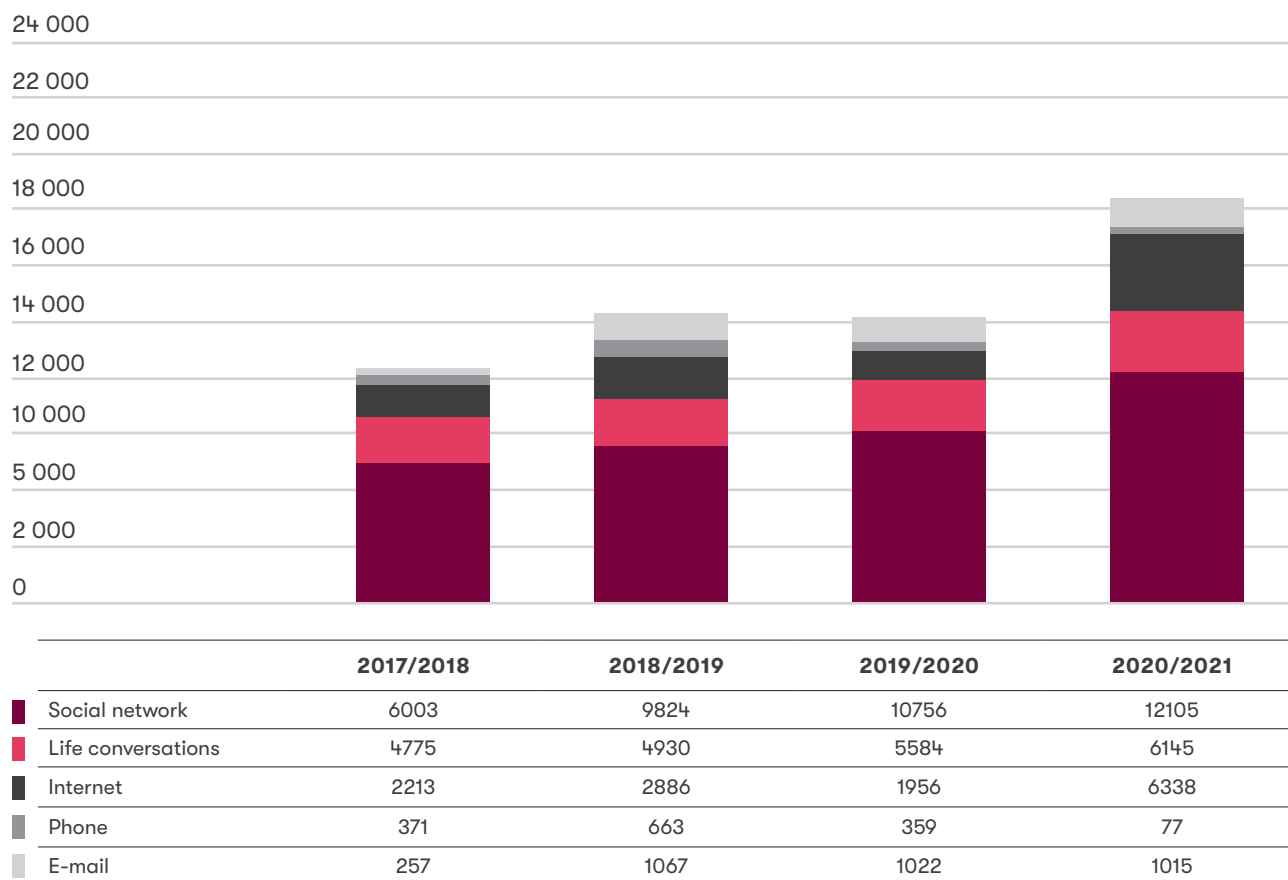
TABLE 49. SCHOLARSHIPS GRANTED FROM VILNIUS UNIVERSITY FUNDS, 2021

SCHOLARSHIP	ALLOCATION, EUR THOUSAND PER YEAR	NUMBER OF STUDENTS
Incentive scholarships	707,3	1996
One-off social scholarships	403,2	126
One-off targeted scholarships	128,1	737
Scholarships from the funds of the academic units	86,3	125
Vilnius University commemorative scholarships	167,0	173
Creativity School nominal scholarships	2,5	5
Grand Duchy of Lithuania Scholarships	49,2	51
EU Eastern Partnership nominal scholarships	10,0	15

TABLE 50. SCHOLARSHIPS GRANTED BY THE SOCIAL PARTNERS, 2021

SCHOLARSHIPS FROM LOCAL/REGIONAL PRIVATE SECTOR	ALLOCATION, EUR THOUSAND PER YEAR	NUMBER OF STUDENTS
SBA Concern scholarship	57,9	42
“Thermo Fisher Scientific“ scholarship	Amount is confidential	33
UAB “TELTONIKA IoT GROUP” nominal scholarship	28,8	24
UAB “Bankera” nominal scholarship	6,0	3
UAB MGF “Šviesos Konversija” nominal scholarship	5,8	7
“MG Baltic” scholarship	3,0	3
UAB “Eksma” nominal scholarship	2,3	2
Professor Mečislovas Jučas’ nominal scholarship	2,0	2
Algimanta Railaitė-Pranckevičienė’s nominal scholarship	1,6	2
COBALT nominal scholarship	1,5	3
Vytenis Povilas Andriukaitis’ nominal scholarship	1,5	2
ETAPLIUS nominal scholarship	1,2	3
Law firm “Motieka ir Audzevičius” foundation scholarship	1,0	1
Baltic Institute of Advanced Technology nominal scholarship	1,0	1
UAB “TELE 2” nominal scholarship	1,0	2
Andrius Sniadeckis nominal scholarship	0,9	4
UAB “Jupojos technika” nominal scholarship	0,6	2
UAB “Grafų baldai” nominal scholarship	0,3	1
UAB “Geoinžinerija” nominal scholarship	0,2	1
Scholarships from international sponsors		
Prof. Vytautas Kavolis’ nominal scholarship	6,0	1
Eileen and Vincent Kadis scholarship	3,1	3
G. R. Klimavičius’ nominal scholarship	1,8	2
Dr. Remis Gaška’s nominal scholarship	1,0	2
Writer S. Čiurlionienė’s nominal scholarship	1,0	1
Dr. Ignas Končius’ nominal scholarship	1,0	1
Sophie Ambroza’ scholarship	0,3	1
Scholarships from other social partners		
Education Exchange Support Foundation scholarships	80,8	38
Project “Tęsk” (En. “Continue”) scholarships for teacher training	90,9	99

FIGURE 50. NUMBER OF “ONE-STOP-SHOP” STUDENT COUNSELLING SESSIONS, BY TYPE, 2017-2021



- Vilnius University students and applicants have a one-stop shop for counselling on all issues: by e-mail konsultavimas@vu.lt, ask@vu.lt, by general telephone (8 5) 219 3144. The number of students and applicants seeking advice is steadily increasing.
- The initiative “Klausk studento” (En. “The Ask a Student”) brings together student volunteers who, by sharing their experiences of studying, help students to understand more clearly what university is, what student life is like, and what their dream studies look like. In 2020/2021, 67 students from 62 different Bachelor programmes participated in the initiative. In 2020/2021, “Ask a Student” consultants answered 447 student enquiries.
- Vilnius University’s mentoring programme connects all 15 academic units. In the academic year 2020/2021, 129 volunteer mentors from different fields of science and business took part in the activity and shared their experience with 104 students.
- 481 career counselling sessions took place in 2020–2021. 97% of the sessions due to the pandemic situation were conducted remotely. Career training was organised in Lithuanian and English remotely as well.
- A new virtual career course “My first job/ internship” was developed and launched in 2020–2021. From the autumn semester of 2021 this course is available to all Vilnius University students in the Virtual Learning Environment.

9 ANEXX

STAFF COMPOSITION.

TABLE 51. NUMBER OF VU STAFF IN UNITS ON 31 DECEMBER 2021

Unit	Total number of staff	Total number of positions	ACADEMIC STAFF, TOP MANAGERS					
			Female			Male		
			Number of staff (LT)	Number of staff (foreigners)	Number of positions	Number of staff (LT)	Number of staff (foreigners)	Number of positions
ACADEMIC UNITS								
Faculty of Chemistry and Geosciences	199	162,47	67	2	51,12	82	0	68,70
Faculty of Economics and Business Administration	175	138,09	65	1	54,27	62	15	52,42
Faculty of Philology	345	289,46	219	15	194,7	51	26	63,14
Faculty of Philosophy	316	240,27	153	1	125,28	78	6	65,39
Faculty of Physics	358	338,46	41	3	45,61	199	10	209,96
Life Sciences Centre	588	560,2	220	2	213,11	189	12	194,45
Faculty of History	81	72,65	24	0	22,87	42	0	34,05
Faculty of Kaunas	130	105,86	64	0	51,29	25	4	19,18
Faculty of Communication	150	83,87	76	2	39,61	52	1	29,34
Faculty of Mathematics and Informatics	263	218,11	41	0	37,41	172	4	137,67
Faculty of Medicine	1165	643,99	615	2	299,93	353	14	182,1
Šiauliai Academy	216	167,67	102	0	70,66	36	0	22,95
Institute of International Relations and Political Science	85	70,49	25	0	22,91	38	2	29,88
Faculty of Law	142	93,91	50	0	28,33	68	1	40,44
Business School	79	39,09	32	0	9,73	26	2	8,36
NON-ACADEMIC UNITS								
Dormitory centre	96	97,25	0	0	0	0	0	0
Library	175	167,69	0	0	0,68	0	0	0
Botanical Garden	90	89,44	3	1	2,96	2	1	2,93
Central Administration	298	312,81	4	0	5,01	5	0	4,72
Information Technology Service Centre	72	76,66	0	0	0	0	0	0
Confucius Institute	2	2,25	0	0	0,14	0	0	0,11
Cultural Centre	45	29,35	0	0	0	0	0	0
Centre for Training and Practice Bases	22	21,75	0	0	0	0	0	0
Planetarium	10	8,25	0	0	0	0	0	0
Property Management and Services Centre	245	219,26	0	0	0	0	0	0
Vilnius University Publishing House	16	13,29	0	0	0	0	0	0
VU Museum	12	9,29	0	0	0	0	0	0
VU Health and Sports Centre	42	35,86	0	0	0,03	0	0	0
VISO:	5417	4307,73	1801	29	1275,7	1480	98	1165,78

Unit	NON-ACADEMIC STAFF					
	Female			Male		
	NUMBER OF STAFF (LT)	NUMBER OF STAFF (FOREIGNERS)	NUMBER OF POSITIONS	NUMBER OF STAFF (LT)	NUMBER OF STAFF (FOREIGNERS)	NUMBER OF POSITIONS
ACADEMIC UNITS						
Faculty of Chemistry and Geosciences	33	0	31,47	15	0	11,18
Faculty of Economics and Business Administration	26	0	26,1	6	0	5,3
Faculty of Philology	29	1	26,86	4	0	4,76
Faculty of Philosophy	63	0	37,96	15	0	11,64
Faculty of Physics	43	1	36,59	59	2	46,3
Life Sciences Centre	111	1	109,12	52	1	43,52
Faculty of History	11	0	11,17	4	0	4,56
Faculty of Kaunas	23	0	22,82	14	0	12,57
Faculty of Communication	13	0	12,09	6	0	2,83
Faculty of Mathematics and Informatics	32	0	31,63	13	1	11,4
Faculty of Medicine	150	0	134,78	30	1	27,18
Šiauliai Academy	53	0	53,18	24	1	20,88
Institute of International Relations and Political Science	12	0	10,93	8	0	6,77
Faculty of Law	18	0	19,86	5	0	5,28
Business School	14	0	15,01	5	0	5,99
NON-ACADEMIC UNITS						
Dormitory centre	43	0	43,5	53	0	53,75
Library	143	0	138,23	31	1	28,78
Botanical Garden	50	0	49,3	32	1	34,25
Central Administration	227	1	249,29	59	2	53,79
Information Technology Service Centre	22	0	23,9	50	0	52,76
Confucius Institute	2	0	2	0	0	0
Cultural Centre	25	0	16,85	20	0	12,5
Centre for Training and Practice Bases	16	0	16	6	0	5,75
Planetarium	6	0	6	4	0	2,25
Property Management and Services Centre	93	6	84,15	140	6	135,11
Vilnius University Publishing House	11	0	8,59	5	0	4,7
VU Museum	11	0	8,24	1	0	1,05
VU Health and Sports Centre	18	0	15,31	24	0	20,52
TOTAL:	1298	10	1240,9	685	16	625,37

TABLE 52. NUMBER OF TEACHERS IN UNITS BY POSITION ON 31 DECEMBER 2021

Unit	TOTAL NUMBER OF TEACHERS	TOTAL NUMBER OF POSITIONS	Professors with the category of distinguished professor					
			Female			Male		
			Number of staff (LT)	Number of staff (foreigners)	Number of positions	Number of staff (LT)	Number of staff (foreigners)	Number of positions
Faculty of Chemistry and Geosciences	30	23,955	0	0	0	0	0	0
Faculty of Economics and Business Administration	18	15,14	0	0	0	0	0	0
Faculty of Philology	25	26,85	0	0	0	1	0	1
Faculty of Philosophy	24	23,29	0	0	0	0	0	0,59
Faculty of Physics	22	14,815	0	0	0	1	0	0,75
Life Sciences Centre	18	10,82	0	0	0	0	0	0
Faculty of History	9	6,37	0	0	0	0	0	0
Faculty of Kaunas	13	8,54	0	0	0	0	1	0,25
Faculty of Communication	8	6,13	0	0	0	0	0	0
Confucius Institute	0	0	0	0	0	0	0	0
Faculty of Mathematics and Informatics	21	16,5	0	0	0	0	0	0
Faculty of Medicine	77	54,15	0	0	0	0	0	0
Šiauliai Academy	21	14,3	0	0	0	0	0	0
Institute of International Relations and Political Science	9	7,5	0	0	0	0	0	0
Faculty of Law	12	10,92	0	0	0	0	0	0
Business School	3	2,95	0	0	0	0	0	0

Unit	Professors					
	Female			Male		
	NUMBER OF STAFF (LT)	NUMBER OF STAFF (FOR-EIGNERS)	NUMBER OF POSITIONS	NUMBER OF STAFF (LT)	NUMBER OF STAFF (FOR-EIGNERS)	NUMBER OF POSITIONS
Faculty of Chemistry and Geosciences	7	0	5,33	23	0	18,63
Faculty of Economics and Business Administration	6	0	6,34	12	0	8,80
Faculty of Philology	16	1	19,35	7	0	6,50
Faculty of Philosophy	10	0	9,5	13	1	13,20
Faculty of Physics	0	0	0,2	21	0	13,87
Life Sciences Centre	9	0	4,38	9	0	6,44
Faculty of History	4	0	2,75	5	0	3,62
Faculty of Kaunas	9	0	6,62	3	0	1,67
Faculty of Communication	3	1	2,61	4	0	3,52
Confucius Institute	0	0	0	0	0	0,00
Faculty of Mathematics and Informatics	1	0	1,37	20	0	15,13
Faculty of Medicine	33	0	25,84	43	1	28,31
Šiauliai Academy	12	0	9,05	9	0	5,25
Institute of International Relations and Political Science	4	0	3	5	0	4,50
Faculty of Law	2	0	1,52	10	0	9,40
Business School	0	0	0,3	3	0	2,65
Total Professors:	116	2	98,16	187	2	141,48

Unit	TOTAL NUMBER OF TEACHERS	TOTAL NUMBER OF POSITIONS	Partnership Professors					
			Female			Male		
			Number of staff (LT)	Number of staff (foreigners)	Number of positions	Number of staff (LT)	Number of staff (foreigners)	Number of positions
Faculty of Chemistry and Geosciences	2	0,61	0	0	0	0	0	0
Faculty of Economics and Business Administration	7	0,93	0	0	0	2	0	0,13
Faculty of Philology	1	0,5	0	0	0	0	0	0
Faculty of Philosophy	4	0,37	0	0	0	1	0	0,05
Faculty of Physics	3	0,75	0	0	0	2	0	0,5
Life Sciences Centre	0	0	0	0	0	0	0	0
Faculty of History	0	0	0	0	0	0	0	0
Faculty of Kaunas	6	2,31	1	0	0,5	2	1	1,53
Faculty of Communication	15	5,65	0	0	0	2	0	0,64
Confucius Institute	0	0	0	0	0	0	0	0
Faculty of Mathematics and Informatics	19	6,46	1	0	0,5	9	0	2,71
Faculty of Medicine	11	4,75	1	0	0,5	1	3	1,5
Šiauliai Academy	0	0	0	0	0	0	0	0
Institute of International Relations and Political Science	5	1,87	0	0	0	2	1	0,53
Faculty of Law	12	3,76	2	0	0,3	6	0	1,8
Business School	14	1,95	0	0	0	2	0	0,12
Total Associate Professors:	99	29,91	5	0	1,8	29	5	9,51

Unit	Partnership Associate Professors					
	Female			Male		
	NUMBER OF STAFF (LT)	NUMBER OF STAFF (FOR-EIGNERS)	NUMBER OF POSITIONS	NUMBER OF STAFF (LT)	NUMBER OF STAFF (FOR-EIGNERS)	NUMBER OF POSITIONS
Faculty of Chemistry and Geosciences	0	0	0	2	0	0,61
Faculty of Economics and Business Administration	0	0	0	5	0	0,8
Faculty of Philology	0	0	0	1	0	0,5
Faculty of Philosophy	2	0	0,17	0	1	0,15
Faculty of Physics	0	0	0	1	0	0,25
Life Sciences Centre	0	0	0	0	0	0
Faculty of History	0	0	0	0	0	0
Faculty of Kaunas	0	0	0	2	0	0,28
Faculty of Communication	7	0	3,03	6	0	1,98
Confucius Institute	0	0	0	0	0	0
Faculty of Mathematics and Informatics	0	0	0	9	0	3,25
Faculty of Medicine	5	1	2,75	0	0	0
Šiauliai Academy	0	0	0	0	0	0
Institute of International Relations and Political Science	0	0	0,5	2	0	0,84
Faculty of Law	0	0	0	4	0	1,66
Business School	4	0	0,32	8	0	1,51
Total Associate Professors:	18	1	6,77	40	1	11,83

Unit	TOTAL NUMBER OF TEACHERS	TOTAL NUMBER OF POSITIONS	Associate Professors with a research degree					
			Female			Male		
			Number of staff (LT)	Number of staff (foreigners)	Number of positions	Number of staff (LT)	Number of staff (foreigners)	Number of positions
Faculty of Chemistry and Geosciences	38	32,1	15	0	12,55	23	0	19,55
Faculty of Economics and Business Administration	36	29,64	19	0	17,61	16	1	12,03
Faculty of Philology	68	63,47	48	2	47,27	14	4	16,2
Faculty of Philosophy	60	49	43	0	35,85	17	0	13,15
Faculty of Physics	30	26,53	6	0	4,71	23	1	21,82
Life Sciences Centre	26	16,26	12	0	8,14	14	0	8,12
Faculty of History	23	20,25	6	0	5	17	0	15,25
Faculty of Kaunas	26	20,82	21	0	16,9	5	0	3,92
Faculty of Communication	22	20,38	14	0	11,93	8	0	8,45
Confucius Institute	0	0	0	0	0	0	0	0
Faculty of Mathematics and Informatics	31	27,5	6	0	5,35	24	1	22,15
Faculty of Medicine	126	87,23	82	0	57,75	44	0	29,48
Šiauliai Academy	38	24,38	28	0	18,38	6	0	3,55
Institute of International Relations and Political Science	13	11,25	2	0	2,5	11	0	8,75
Faculty of Law	25	16,55	12	0	7,55	13	0	9
Business School	6	2,32	5	0	1,24	1	0	1,08
Total Associate Professors:	568	447,68	319	2	252,73	236	7	192,5

Unit	Associate professors without a research degree (arts)					
	Female			Male		
	NUMBER OF STAFF (LT)	NUMBER OF STAFF (FOR-EIGNERS)	NUMBER OF POSITIONS	NUMBER OF STAFF (LT)	NUMBER OF STAFF (FOR-EIGNERS)	NUMBER OF POSITIONS
Faculty of Chemistry and Geosciences	0	0	0	0	0	0
Faculty of Economics and Business Administration	0	0	0	0	0	0
Faculty of Philology	0	0	0	0	0	0
Faculty of Philosophy	0	0	0	0	0	0
Faculty of Physics	0	0	0	0	0	0
Life Sciences Centre	0	0	0	0	0	0
Faculty of History	0	0	0	0	0	0
Faculty of Kaunas	0	0	0	0	0	0
Faculty of Communication	0	0	0	0	0	0
Confucius Institute	0	0	0	0	0	0
Faculty of Mathematics and Informatics	0	0	0	0	0	0
Faculty of Medicine	0	0	0	0	0	0
Šiauliai Academy	1	0	1	3	0	1,45
Institute of International Relations and Political Science	0	0	0	0	0	0
Faculty of Law	0	0	0	0	0	0
Business School	0	0	0	0	0	0
Total Associate Professors:	1	0	1	3	0	1,45

Unit	TOTAL NUMBER OF TEACHERS	TOTAL NUMBER OF POSITIONS	Assistants with a research degree					
			Female			Male		
			Number of staff (LT)	Number of staff (foreigners)	Number of positions	Number of staff (LT)	Number of staff (foreigners)	Number of positions
Faculty of Chemistry and Geosciences	32	20,58	14	0	7,98	18	0	12,6
Faculty of Economics and Business Administration	11	8,39	5	0	4,27	6	0	4,12
Faculty of Philology	55	46,84	35	2	31,23	10	8	15,61
Faculty of Philosophy	44	29,75	30	0	22	14	0	7,75
Faculty of Physics	7	5,76	2	0	1,68	5	0	4,08
Life Sciences Centre	19	12,6	12	0	6,78	7	0	5,82
Faculty of History	11	10,25	3	0	3,5	8	0	6,75
Faculty of Kaunas	17	10,37	10	0	6,54	7	0	3,83
Faculty of Communication	12	10,55	10	0	8,8	2	0	1,75
Confucius Institute	0	0	0	0	0	0	0	0
Faculty of Mathematics and Informatics	32	25,69	5	0	4,98	27	0	20,71
Faculty of Medicine	168	91,67	99	0	57,04	69	0	34,63
Šiauliai Academy	10	6,75	8	0	5,05	2	0	1,7
Institute of International Relations and Political Science	11	10,55	5	0	5	6	0	5,55
Faculty of Law	9	5,71	5	0	4,26	4	0	1,45
Business School	4	2,06	2	0	1,01	1	1	1,05
Total Assistants:	442	297,52	245	2	170,12	186	9	127,4

Unit	Assistants without a research degree (art)					
	Female			Male		
	NUMBER OF STAFF (LT)	NUMBER OF STAFF (FOR-EIGNERS)	NUMBER OF POSITIONS	NUMBER OF STAFF (LT)	NUMBER OF STAFF (FOR-EIGNERS)	NUMBER OF POSITIONS
Faculty of Chemistry and Geosciences	0	0	0	0	0	0
Faculty of Economics and Business Administration	0	0	0	0	0	0
Faculty of Philology	0	0	0	0	0	0
Faculty of Philosophy	0	0	0	0	0	0
Faculty of Physics	0	0	0	0	0	0
Life Sciences Centre	0	0	0	0	0	0
Faculty of History	0	0	0	0	0	0
Faculty of Kaunas	0	0	0	0	0	0
Faculty of Communication	0	0	0	0	0	0
Confucius Institute	0	0	0	0	0	0
Faculty of Mathematics and Informatics	0	0	0	0	0	0
Faculty of Medicine	0	0	0	0	0	0
Šiauliai Academy	0	0	0	0	0	0
Institute of International Relations and Political Science	0	0	0	0	0	0
Faculty of Law	0	0	0	0	0	0
Business School	0	0	0	0	0	0
Total Assistants:	0	0	0	0	0	0

Unit	TOTAL NUMBER OF TEACHERS	TOTAL NUMBER OF POSITIONS	Junior Assistants with a research degree					
			Female			Male		
			Number of staff (LT)	Number of staff (foreigners)	Number of positions	Number of staff (LT)	Number of staff (foreigners)	Number of positions
Faculty of Chemistry and Geosciences	3	3,25	0	0	0	0	0	0
Faculty of Economics and Business Administration	16	8,75	0	0	0	0	0	0
Faculty of Philology	21	11,05	3	0	2,35	0	0	0
Faculty of Philosophy	20	8,64	0	0	0	0	0	0
Faculty of Physics	6	5,06	0	0	0	0	0	0
Life Sciences Centre	18	13,39	0	0	0	0	0	0
Faculty of History	0	0	0	0	0	0	0	0
Faculty of Kaunas	4	0,31	0	0	0	0	0	0
Faculty of Communication	1	1	0	0	0	0	0	0
Confucius Institute	0	0	0	0	0	0	0	0
Faculty of Mathematics and Informatics	14	7,45	0	0	0,1	1	0	0,84
Faculty of Medicine	67	29,43	1	0	0,5	2	0	0,75
Šiauliai Academy	0	0	0	0	0	0	0	0
Institute of International Relations and Political Science	12	6,5	0	0	0	0	0	0
Faculty of Law	7	4,9	0	0	0	0	0	0
Business School	0	0,34	0	0	0	0	0	0
Total Junior Assistants:	189	100,07	4	0	2,95	3	0	1,59

Unit	Junior Assistants without a research degree					
	Female			Male		
	NUMBER OF STAFF (LT)	NUMBER OF STAFF (FOR-EIGNERS)	NUMBER OF POSITIONS	NUMBER OF STAFF (LT)	NUMBER OF STAFF (FOR-EIGNERS)	NUMBER OF POSITIONS
Faculty of Chemistry and Geosciences	1	0	1,25	2	0	2
Faculty of Economics and Business Administration	9	1	5,89	5	1	2,86
Faculty of Philology	12	0	6,6	6	0	2,1
Faculty of Philosophy	16	0	6,64	3	1	2
Faculty of Physics	0	0	1,65	6	0	3,41
Life Sciences Centre	13	0	10,21	5	0	3,18
Faculty of History	0	0	0	0	0	0
Faculty of Kaunas	3	0	0,22	1	0	0,09
Faculty of Communication	1	0	1	0	0	0
Confucius Institute	0	0	0	0	0	0
Faculty of Mathematics and Informatics	5	0	2,14	8	0	4,37
Faculty of Medicine	37	0	18,31	27	0	9,87
Šiauliai Academy	0	0	0	0	0	0
Institute of International Relations and Political Science	6	0	4,75	6	0	1,75
Faculty of Law	5	0	3,5	2	0	1,4
Business School	0	0	0,09	0	0	0,25
Total Junior Assistants:	108	1	62,25	71	2	33,28

Unit	TOTAL NUMBER OF TEACHERS	TOTAL NUMBER OF POSITIONS	Lecturers with a research degree					
			Female			Male		
			Number of staff (LT)	Number of staff (foreigners)	Number of positions	Number of staff (LT)	Number of staff (foreigners)	Number of positions
Faculty of Chemistry and Geosciences	18	5,53	10	0	2,84	4	0	0,96
Faculty of Economics and Business Administration	20	5,57	1	0	0,65	3	0	1,32
Faculty of Philology	113	82,17	3	0	1,77	0	0	0
Faculty of Philosophy	36	15,98	5	0	1,02	4	0	0,51
Faculty of Physics	7	6,14	1	0	1	1	0	0,88
Life Sciences Centre	12	9,53	2	0	1,1	1	0	1
Faculty of History	2	2,36	1	0	0,31	0	0	0,05
Faculty of Kaunas	13	6,99	1	0	0,4	0	0	0
Faculty of Communication	64	16,67	8	1	3,01	8	0	1,88
Confucius Institute	0	0,25	0	0	0	0	0	0
Faculty of Mathematics and Informatics	36	17,62	2	0	1,45	4	0	2,65
Faculty of Medicine	404	120,43	9	0	4,9	10	0	4,91
Šiauliai Academy	49	25,08	12	0	7,5	4	0	3,2
Institute of International Relations and Political Science	5	1,85	0	0	0,04	1	0	0,75
Faculty of Law	40	14,3	12	0	3,45	12	1	5,99
Business School	29	4,66	2	0	0,7	1	0	0,05
Total Lecturers:	848	335,13	69	1	30,14	53	1	24,15

Unit	Lecturers without a research degree					
	Female			Male		
	NUMBER OF STAFF (LT)	NUMBER OF STAFF (FOR-EIGNERS)	NUMBER OF POSITIONS	NUMBER OF STAFF (LT)	NUMBER OF STAFF (FOR-EIGNERS)	NUMBER OF POSITIONS
Faculty of Chemistry and Geosciences	3	0	1,6	1	0	0,13
Faculty of Economics and Business Administration	11	0	2,2	5	0	1,4
Faculty of Philology	86	5	66,96	9	10	13,44
Faculty of Philosophy	17	1	8,92	9	0	5,53
Faculty of Physics	4	0	3	1	0	1,26
Life Sciences Centre	4	0	2,88	5	0	4,55
Faculty of History	0	0	1	1	0	1
Faculty of Kaunas	10	0	6,46	2	0	0,13
Faculty of Communication	29	0	6,76	18	0	5,02
Confucius Institute	0	0	0,14	0	0	0,11
Faculty of Mathematics and Informatics	4	0	1,47	26	0	12,05
Faculty of Medicine	273	0	78,1	111	1	32,52
Šiauliai Academy	25	0	11,13	8	0	3,25
Institute of International Relations and Political Science	2	0	0,31	2	0	0,75
Faculty of Law	7	0	2	8	0	2,86
Business School	16	0	3,16	9	1	0,75
Total Lecturers:	108	1	62,25	71	2	33,28

TABLE 53. NUMBER OF RESEARCH STAFF IN UNITS BY POSITION ON 31 DECEMBER 2021

Unit	TOTAL NUMBER OF STAFF	TOTAL NUMBER OF POSITIONS	Principal Researchers with the category of distinguished professor					
			Female			Male		
			Number of staff (LT)	Number of staff (foreigners)	Number of positions	Number of staff (LT)	Number of staff (foreigners)	Number of positions
Botanical Garden	1	0,75	0	0	0	0	0	0
Central administration	0	0,2	0	0	0	0	0	0
Faculty of Chemistry and Geosciences	3	9,45	0	0	0	0	0	0
Faculty of Economics and Business Administration	7	12,86	0	0	0	0	0	0
Faculty of Philology	4	3,36	0	0	0	0	0	0
Faculty of Philosophy	8	12,88	0	0	0	0	0	0
Faculty of Physics	27	33,37	0	0	0	1	0	1,15
Life Sciences Centre	27	40,09	0	0	0	4	0	3,08
Faculty of History	4	2,54	0	0	0	0	0	0
Faculty of Kaunas	1	2,56	0	0	0	0	0	0,75
Faculty of Communication	1	1,91	0	0	0	0	0	0
Faculty of Mathematics and Informatics	14	18,58	0	0	0	0	0	0
Faculty of Medicine	23	21,33	0	0	0	0	0	0
Šiauliai Academy	4	6,93	0	0	0	0	0	0
Institute of International Relations and Political Science	0	1,38	0	0	0	0	0	0
Faculty of Law	1	1,57	0	0	0	0	0	0
Business School	0	0,64	0	0	0	0	0	0
Total Principal Researchers:	125	170,4	0	0	0	5	0	4,98

Unit	Principal Researchers					
	Female			Male		
	NUMBER OF STAFF (LT)	NUMBER OF STAFF (FOR-EIGNERS)	NUMBER OF POSITIONS	NUMBER OF STAFF (LT)	NUMBER OF STAFF (FOR-EIGNERS)	NUMBER OF POSITIONS
Botanical Garden	1	0	0,75	0	0	0
Central administration	0	0	0,2	0	0	0
Faculty of Chemistry and Geosciences	1	0	3,46	2	0	5,99
Faculty of Economics and Business Administration	2	0	5,37	0	5	7,49
Faculty of Philology	1	1	1,78	1	1	1,58
Faculty of Philosophy	1	0	4,66	4	3	8,22
Faculty of Physics	1	0	1,64	24	1	30,58
Life Sciences Centre	7	0	12,58	14	2	24,43
Faculty of History	2	0	1,08	2	0	1,46
Faculty of Kaunas	1	0	1,31	0	0	0,5
Faculty of Communication	0	0	0,04	0	1	1,87
Faculty of Mathematics and Informatics	3	0	5,27	10	1	13,31
Faculty of Medicine	7	1	9,37	8	7	11,96
Šiauliai Academy	3	0	5,18	1	0	1,75
Institute of International Relations and Political Science	0	0	0,65	0	0	0,73
Faculty of Law	0	0	0,66	1	0	0,91
Business School	0	0	0,2	0	0	0,44
Total Principal Researchers:	30	2	54,2	67	21	111,22

* If the total number of positions in the table is higher than the number of staff members, this means that the staff members occupy these positions under the terms of supplementary agreements to the main contract of employment.

Unit	TOTAL NUMBER OF STAFF	TOTAL NUMBER OF POSITIONS	Senior Researchers					
			Female			Male		
			Number of staff (LT)	Number of staff (foreigners)	Number of positions	Number of staff (LT)	Number of staff (foreigners)	Number of positions
Botanical Garden	1	1,65	0	0	0	1	0	1,65
Faculty of Chemistry and Geosciences	2	4,24	1	0	2,52	1	0	1,72
Faculty of Economics and Business Administration	4	4,7	2	0	3,11	2	0	1,59
Faculty of Philology	5	4,52	2	1	2,13	1	1	2,39
Faculty of Philosophy	6	7,75	3	0	5,52	3	0	2,23
Faculty of Physics	54	67,13	10	0	13,22	42	2	53,91
Life Sciences Centre	60	68,54	28	1	34,28	27	4	34,26
Faculty of History	4	2,94	0	0	0,81	4	0	2,13
Faculty of Kaunas	3	3,33	2	0	2,68	0	1	0,65
Faculty of Communication	0	0,52	0	0	0,24	0	0	0,28
Faculty of Mathematics and Informatics	18	18,79	5	0	4,77	12	1	14,02
Faculty of Medicine	18	15,23	11	0	9,17	6	1	6,06
Šiauliai Academy	5	5,71	5	0	4,28	0	0	1,43
Institute of International Relations and Political Science	0	1,06	0	0	0,01	0	0	1,05
Faculty of Law	1	1,48	1	0	1,19	0	0	0,29
Business School	0	0	0	0	0	0	0	0
VU Health and Sports Centre	0	0,03	0	0	0,03	0	0	0
Total Senior Researchers:	181	207,62	70	2	83,96	99	10	123,66

Unit	TOTAL NUMBER OF STAFF	TOTAL NUMBER OF POSITIONS	Researchers					
			Female			Male		
			Number of staff (LT)	Number of staff (foreigners)	Number of positions	Number of staff (LT)	Number of staff (foreigners)	Number of positions
Botanical Garden	3	1,92	0	1	0,64	1	1	1,28
Library	0	0,28	0	0	0,28	0	0	0
Faculty of Chemistry and Geosciences	8	8,96	8	0	7,38	0	0	1,58
Faculty of Economics and Business Administration	9	8,17	5	0	3,09	1	3	5,08
Faculty of Philology	8	9,51	3	3	6,61	1	1	2,9
Faculty of Philosophy	15	22,27	10	0	16,63	5	0	5,64
Faculty of Physics	61	54,75	11	1	10,6	46	3	44,15
Life Sciences Centre	88	95,18	48	0	51,88	38	2	43,3
Faculty of History	5	5,67	5	0	5,28	0	0	0,39
Faculty of Kaunas	5	5,83	4	0	5,03	1	0	0,8
Faculty of Communication	2	1,45	1	0	0,55	1	0	0,9
Faculty of Mathematics and Informatics	15	17,29	4	0	5,72	11	0	11,57
Faculty of Medicine	38	26,82	24	0	17,68	13	1	9,14
Šiauliai Academy	3	3,37	2	0	3,24	1	0	0,13
Institute of International Relations and Political Science	5	6,8	2	0	3,21	2	1	3,59
Faculty of Law	3	3,33	2	0	2,34	1	0	0,99
Business School	1	0,43	1	0	0,43	0	0	0
Total Researchers:	269	272,03	130	5	140,59	122	12	131,44

Unit	TOTAL NUMBER OF STAFF	TOTAL NUMBER OF POSITIONS	Junior Researchers with a research degree					
			Female			Male		
			Number of staff (LT)	Number of staff (foreigners)	Number of positions	Number of staff (LT)	Number of staff (foreigners)	Number of positions
Botanical Garden	0	0	0	0	0	0	0	0
Library	0	0,4		0	0	0	0	0
Faculty of Chemistry and Geosciences	11	6,48	3	0	1,74	0	0	0,75
Faculty of Economics and Business Administration	9	6,31	1	0	0,5	0	2	0,61
Faculty of Philology	3	2,45	0	0	0,4	0	0	0,38
Faculty of Philosophy	10	9,07	2	0	2,59	1	0	1,49
Faculty of Physics	31	32,63	0	0	0,24	2	0	5,14
Life Sciences Centre	106	100,28	3	0	5,42	2	0	5,28
Faculty of History	5	3,54	0	0	0	0	0	0
Faculty of Kaunas	0	0	0	0	0	0	0	0
Faculty of Communication	3	1,55	0	0	0	0	0	0,74
Faculty of Mathematics and Informatics	11	11,2	3	0	1,68	0	0	1,04
Faculty of Medicine	38	19,17	1	0	1,92	1	0	1,22
Šiauliai Academy	3	1,5	1	0	0,5	1	0	0,25
Institute of International Relations and Political Science	2	0,95	0	0	0	0	0	0,01
Faculty of Law	2	1,3	0	0	0	0	0	0
Business School	0	0	0	0	0	0	0	0
Total Junior Researchers:	234	196,83	14	0	14,99	7	2	16,91

Unit	Junior Researchers without a research degree					
	Female			Male		
	NUMBER OF STAFF (LT)	NUMBER OF STAFF (FOREIGNERS)	NUMBER OF POSITIONS	NUMBER OF STAFF (LT)	NUMBER OF STAFF (FOREIGNERS)	NUMBER OF POSITIONS
Botanical Garden	0	0	0	0	0	0
Library	0	0	0,4	0	0	0
Faculty of Chemistry and Geosciences	2	1	1,92	5	0	2,07
Faculty of Economics and Business Administration	2	0	2,49	1	3	2,71
Faculty of Philology	2	0	1,4	0	1	0,27
Faculty of Philosophy	5	0	3,17	2	0	1,82
Faculty of Physics	5	1	4,61	20	3	22,64
Life Sciences Centre	53	1	49,58	44	3	40
Faculty of History	2	0	2,14	3	0	1,4
Faculty of Kaunas	0	0	0	0	0	0
Faculty of Communication	2	0	0,5	1	0	0,31
Faculty of Mathematics and Informatics	0	0	1,11	7	1	7,37
Faculty of Medicine	24	0	9,95	12	0	6,08
Šiauliai Academy	0	0	0	1	0	0,75
Institute of International Relations and Political Science	2	0	0,94	0	0	0
Faculty of Law	1	0	0,86	1	0	0,44
Business School	0	0	0	0	0	0
Total Junior Researchers:	100	3	79,07	97	11	85,86

Unit	TOTAL NUMBER OF STAFF	TOTAL NUMBER OF POSITIONS	Investigators with a research degree					
			Female			Male		
			Number of staff (LT)	Number of staff (foreigners)	Number of positions	Number of staff (LT)	Number of staff (foreigners)	Number of positions
Botanical Garden	2	1,57	1	0	0,5	0	0	0
Central administration	3	3,53	0	0	0,35	0	0	0
Faculty of Chemistry and Geosciences	2	1,41	0	1	0,55	1	0	0,86
Faculty of Economics and Business Administration	2	2,23	0	0	0	0	0	0
Faculty of Philology	1	2,62	1	0	1,8	0	0	0,27
Faculty of Philosophy	3	6,3	2	0	3,82	0	0	0,99
Faculty of Physics	1	1,33	0	0	0	0	0	0
Life Sciences Centre	45	36,95	4	0	5,15	4	1	3,35
Faculty of History	0	0	0	0	0	0	0	0
Faculty of Kaunas	2	4,41	0	0	0,61	0	0	0,24
Faculty of Communication	0	0,14	0	0	0,14	0	0	0
Faculty of Mathematics and Informatics	3	2,25	0	0	0	1	0	1
Faculty of Medicine	8	6,32	3	0	2,16	2	0	1,13
Šiauliai Academy	0	1,09	0	0	0,64	0	0	0,24
Institute of International Relations and Political Science	0	0,08	0	0	0	0	0	0,08
Faculty of Law	4	1,95	0	0	0	2	0	0,75
Business School	1	0,74	0	0	0,18	0	0	0,06
Total Investigators:	77	72,92	11	1	15,9	10	1	8,97

UNIT	Investigators without a research degree					
	Female			Male		
	NUMBER OF STAFF (LT)	NUMBER OF STAFF (FOR-EIGNERS)	NUMBER OF POSITIONS	NUMBER OF STAFF (LT)	NUMBER OF STAFF (FOR-EIGNERS)	NUMBER OF POSITIONS
Botanical Garden	1	0	1,07	0	0	0
Central administration	2	0	2,46	1	0	0,72
Faculty of Chemistry and Geosciences	0	0	0	0	0	0
Faculty of Economics and Business Administration	0	0	0,75	2	0	1,48
Faculty of Philology	0	0	0,55	0	0	0
Faculty of Philosophy	1	0	0,92	0	0	0,57
Faculty of Physics	0	1	0,91	0	0	0,42
Life Sciences Centre	24	0	19,31	12	0	9,14
Faculty of History	0	0	0	0	0	0
Faculty of Kaunas	1	0	2,02	0	1	1,54
Faculty of Communication	0	0	0	0	0	0
Faculty of Mathematics and Informatics	1	0	1	1	0	0,25
Faculty of Medicine	3	0	2,24	0	0	0,79
Šiauliai Academy	0	0	0,21	0	0	0
Institute of International Relations and Political Science	0	0	0	0	0	0
Faculty of Law	1	0	0,7	1	0	0,5
Business School	0	0	0,1	1	0	0,4
Total Investigators:	34	1	32,24	18	1	15,81

TABLE 54. NUMBER OF NON-ACADEMIC STAFF IN UNITS BY POSITION ON 31 DECEMBER 2021

Unit	Specialists, administrative staff, teaching and study service staff					
	Female			Male		
	NUMBER OF STAFF (LT)	NUMBER OF STAFF (FOR-EIGNERS)	NUMBER OF POSITIONS	NUMBER OF STAFF (LT)	NUMBER OF STAFF (FOR-EIGNERS)	NUMBER OF POSITIONS
Faculty of Chemistry and Geosciences	32	0	30,47	15	0	11,18
Faculty of Economics and Business Administration	26	0	26,1	6	0	5,3
Faculty of Philology	29	1	26,86	4	0	4,76
Faculty of Philosophy	60	0	35,46	15	0	11,64
Faculty of Physics	43	1	36,59	59	2	46,3
Life Sciences Centre	109	1	108,11	52	1	43,02
Faculty of History	11	0	11,17	4	0	4,56
Faculty of Kaunas	15	0	16,07	9	0	7,57
Faculty of Communication	13	0	12,09	6	0	2,83
Faculty of Mathematics and Informatics	31	0	30,63	13	1	11,4
Faculty of Medicine	146	0	130,78	29	1	26,68
Šiauliai Academy	33	0	34,18	18	1	15,13
Institute of International Relations and Political Science	12	0	10,93	8	0	6,77
Faculty of Law	18	0	19,86	5	0	5,28
Business School	14	0	15,01	5	0	5,99
Dormitory Centre	5	0	4,5	7	0	5,25
Library	128	0	123,48	29	1	26,78
Botanical Garden	24	0	23,05	10	0	9,5
Central Administration	198	1	221,04	53	2	48,04
Information Technology Service Centre	20	0	21,9	43	0	45,76
Confucius Institute	1	0	1	0	0	0
Cultural Centre	23	0	15,35	20	0	12,5
Centre for Training and Practice Bases	5	0	5	1	0	0,75
Planetarium	1	0	1,5	4	0	2,25
Property Management and Services Centre	39	0	38,75	105	0	105
Vilnius University Publishing House	11	0	8,59	4	0	3,7
Vilnius University Museum	10	0	7,24	1	0	1,05
VU Health and Sports Centre	14	0	11,81	12	0	9,02
Total:	1071	4	1027,52	537	9	478,01

Unit	Maintenance staff					
	Female			Male		
	NUMBER OF STAFF (LT)	NUMBER OF STAFF (FOR- EIGNERS)	NUMBER OF POSITIONS	NUMBER OF STAFF (LT)	NUMBER OF STAFF (FOR- EIGNERS)	NUMBER OF POSITIONS
Faculty of Chemistry and Geosciences	0	0	0	0	0	0
Faculty of Economics and Business Administration	0	0	0	0	0	0
Faculty of Philology	0	0	0	0	0	0
Faculty of Philosophy	0	0	0	0	0	0
Faculty of Physics	0	0	0	0	0	0
Life Sciences Centre	0	0	0	0	0	0,5
Faculty of History	0	0	0	0	0	0
Faculty of Kaunas	5	0	4,25	4	0	4
Faculty of Communication	0	0	0	0	0	0
Faculty of Mathematics and Informatics	0	0	0	0	0	0
Faculty of Medicine	0	0	0	1	0	0,5
Šiauliai Academy	17	0	16	4	0	4
Institute of International Relations and Political Science	0	0	0	0	0	0
Faculty of Law	0	0	0	0	0	0
Business School	0	0	0	0	0	0
Dormitory Centre	38	0	39	41	0	43,5
Library	2	0	2	1	0	1
Botanical Garden	23	0	23,25	20	1	22,75
Central Administration	1	0	1	0	0	0
Information Technology Service Centre	0	0	0	0	0	0
Confucius Institute	0	0	0	0	0	0
Cultural Centre	1	0	0,5	0	0	0
Centre for Training and Practice Bases	10	0	10	5	0	5
Planetarium	4	0	3,5	0	0	0
Property Management and Services Centre	52	6	43,4	30	6	25,11
Vilnius University Publishing House	0	0	0	0	0	0
Vilnius University Museum	0	0	0	0	0	0
VU Health and Sports Centre	3	0	2,5	12	0	11,5
Total:	156	6	145,4	118	7	117,86

* If the total number of positions in the table is higher than the number of staff members, this means that the staff members occupy these positions under the terms of supplementary agreements to the main contract of employment.

10 ANEXX

VILNIUS UNIVERSITY MUSEUM ACTIVITY DATA

FIGURE 51. REVENUE (EUR) GENERATED FROM SERVICES PROVIDED BY THE VU MUSEUM

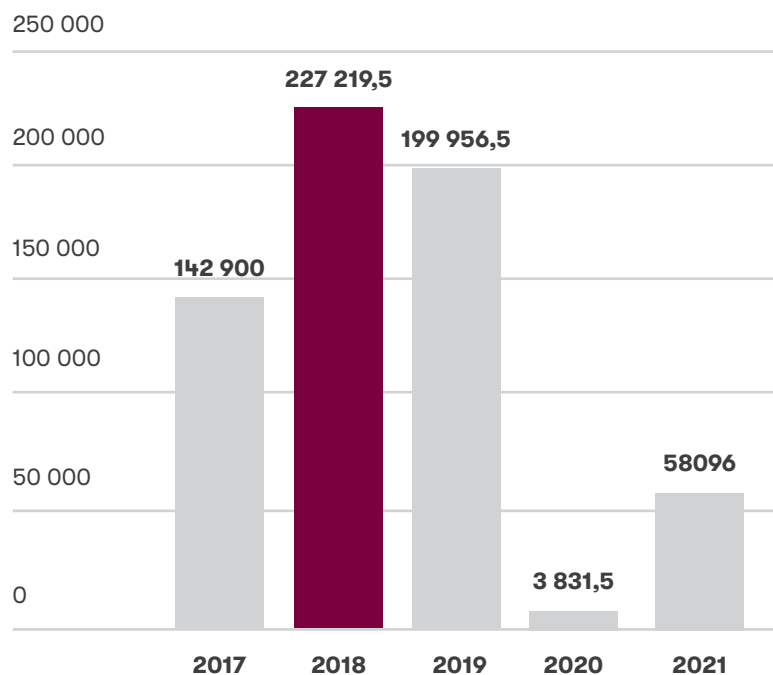


TABLE 55. CHARACTERISTICS OF VILNIUS UNIVERSITY MUSEUM EXHIBITS

CHARACTERISTICS OF THE MUSEUM EXHIBITS	2017	2018	2019	2020	2021
Total number of exhibits in the museum collections	7385	7408	7467	7490	7589
Number of exhibits acquired/received as gifts during the reporting year	98	23	62	23	99
Number of exhibits entered into LIMIS (metadata)	84	65	201	294	187
Number of exhibits digitised in the reporting year (photos)	141	66	-	150	-
Number of exhibits restored	-	-	-	2	-
Number of exhibitions installed	-	-	-	-	-
Collaborative exhibitions	-	-	2	1	1

11 ANEXX

OVERVIEW OF LITHUANIAN HIGHER EDUCATION CONTEXT IN 2021

At the beginning of 2020-2021 (as in 2019-2020), there were 41 higher education institutions in Lithuania. Of these, 12 state universities, 12 state colleges, 7 non-state universities and 10 non-state colleges.

TABLE 56. NUMBER OF HIGHER EDUCATION INSTITUTIONS IN LITHUANIA FROM ACADEMIC YEAR 2014–2015 TO ACADEMIC YEAR 2020–2021¹⁰

		2015–2016	2016–2017	2017–2018	2018–2019	2019–2020	2020–2021
State education institutions	College	13	12	12	12	12	12
	University	14	14	14	13	12	12
Non-state education institutions	College	10	10	10	10	10	10
	University	8	7	7	7	7	7

Lithuania is witnessing a downward trend in the number of higher education students. The total number of Bachelor and Professional Bachelor students has fallen by more than a fifth, from 95,539 students in 2016–2017 to 75,171 students in 2020–2021 (21%). The rate of decline in the number of students enrolled in Bachelor degree programmes has slowed down slightly compared to the 2019–2020 academic year, but remains high, especially in university study programmes (27%, compared to 30% in 2019-2020). The decline is slightly slower in Professional Bachelor study programmes (14%, down from 17% in 2019-2020). The overall decline in the number of students can be explained by demographic changes in the structure of society (the declining number of graduates, which fell by a fifth from 29,799 in 2015 to 25,291 in 2020) . However, the trend of a steady decline in the number of students enrolled each year has been reversed this year, with almost a tenth more students enrolled than a year ago (14,795 in 2020 and 13,528 in 2019). The reversal of the downward trend is more likely to be due to the pandemic situation, which has limited access to studies abroad, than to other factors.

At Master’s level, the decline in the number of students, which had been observed for several years in a row, also stabilised in 2020-2021, and remained almost at the same level as in 2019-2020. At the same time, the number of students in PhD and Residency programmes, although also declining, is not significant (below 4% over the whole period of 2016–2020).

¹⁰ Source: data from Statistics Lithuania.

¹¹ Source: data from Statistics Lithuania.

TABLE 57. STUDENTS BY LEVEL OF EDUCATION IN LITHUANIA FROM ACADEMIC YEAR 2016–2017 TO 2020–2021¹²

	2016–2017	2017–2018	2018–2019	2019–2020	2020–2021	VU 2020–2021	
Bachelor and Professional Bachelor Studies	95 539	88 468	82 178	77 130	75 171	13 521	18 proc.
Bachelor Studies	57 651	52 663	47 811	43 729	42 226	13 521	32 proc.
Professional Bachelor Studies	37 571	35 433	33 938	32 931	32 452	-	-
Professional Studies	317	372	429	470	493	212	43 proc.
Integrated Studies	8 414	8 512	8 573	8 608	8 882	3205	36,1 proc.
Master Studies	17 336	16 722	16 479	16 125	16 234	3 866	23,8 proc.
Residency	1 837	1 842	1 818	1 858	1 888	823	43,6 proc.
Doctorate*	2 426	2 419	2 388	2 365	2 335	787	33,7 proc.

* Number of Doctoral students in universities.

Compared to 2016, the total number of students enrolled in Lithuanian universities decreased from 24,669 to 21,430 (13%) by autumn 2019, but with the COVID-19 pandemic situation limiting mobility, the total number of students enrolled in Lithuanian universities in 2020 returned to the 2017 level. The most significant decrease in enrolments is observed in the first and second cycle of studies: from 16,697 enrolments in 2016 to 13,528 enrolments in 2019 in the first cycle, and from 6,799 enrolments in 2016 to 6,605 in 2019 in the second cycle. The 2020 enrolment results show that the number of admissions for Bachelor studies has returned to the 2017 level and for Master studies is even the highest in the last five years (6,902 Master students).

Enrolment in non-degree programmes (Special Professional studies and Residency) is increasing every year, from 718 in 2016 to 876 in 2020. Vilnius University enrolls almost one third of all university Bachelor students (or almost one fifth of all university and Professional Bachelor students) and Professional studies students in Lithuania, more than one third of Integrated studies students and almost one quarter of Master students, one third of Doctoral students and almost half (43.6%) of Residency students. Vilnius University's share of the Lithuanian study market in 2020–2021 has slightly increased compared to the previous year due to the integration of Šiauliai University into VU.

¹² Source: data from Statistics Lithuania.

TABLE 58. ENROLMENTS IN UNIVERSITIES IN LITHUANIA 2016–2020¹³

	2016	2017	2018	2019	2020
First cycle studies (Bachelor's degree)	16 697	14 596	13 690	13 528	14 795
Second cycle studies (Master's degree)	6 799	6 886	6 579	6 605	6902
Third cycle studies (Doctor's degree)	493	492	494	478	449
Non-degree studies (Special Professional studies and Residency)	718	768	794	850	876
Total by cycles	24 669	22 701	21 519	21430	22 987

In terms of internationalisation of studies, the number of foreign students studying in Lithuania increased from 6 198 to 7 592 in the period 2016–2019, but in 2020, the overall upward trend was disrupted by the global pandemic of COVID-19, when the number of foreign students studying at Lithuanian universities dropped to 6 227 again (i.e., returned to the same level as in 2015–2016). In 2020–2021, the number of foreign nationals studying in Lithuania started to grow again (6922 students), although it did not recover to the 2017–2019 level. The decrease in the overall number is due to the fact that students studying in an EU-funded programme or other exchange programmes were unable to come, but the decrease was not drastic because the majority of foreign nationals studying in Lithuania are studying on their own initiative, and the number of such students has been increasing despite the pandemic situation, from 5,058 (2016–2017) to 6,922 (2020–2021). The number of foreign nationals arriving in Lithuania under European Union programmes also increased from 1,179 (2016–2017) to 1,444 (2018–2019) before the pandemic situation slowed it down, and it is likely that this number will start to increase again once the negative external disturbances (i.e., the Covid-19 pandemic and the political situation in the European region) stabilise.

TABLE 59. FOREIGN NATIONALS STUDYING AT LITHUANIAN UNIVERSITIES FROM THE ACADEMIC YEAR 2016–2017 TO THE ACADEMIC YEAR 2020–2021¹⁴

	2016–2017	2017–2018	2018–2019	2019–2020	2020–2021
EU programme	1 179	1 333	1 444	-	-
Other international exchange	358	283	308	-	-
On own initiative	5 058	5 537	5 840	6 227	6 922
Total	6 595	7 153	7 592	6 227	6 922

The number of Lithuanian university students studying abroad during the academic year is lower than the number of foreign nationals studying at Lithuanian universities. The most frequent departures of students from Lithuanian universities abroad are under the European Union programme. In 2016–2019, the number of such students increased quite steadily each year from 2,161 to 2,382. A total of 3,374 students from Lithuanian universities went abroad to extend their knowledge in 2018–2019, but due to the unique situation, mobility data in recent years cannot be compared to the pre-pandemic period.

¹³ Source: data from Statistics Lithuania.

¹⁴ Source: data from Statistics Lithuania.

TABLE 60. LITHUANIAN UNIVERSITY STUDENTS WHO STUDIED ABROAD FROM THE ACADEMIC YEAR 2016–2017 TO THE ACADEMIC YEAR 2019–2020¹⁵

	2016–2017	2017–2018	2018–2019	2019–2020	2020–2021
EU programme	2 161	2 224	2382	1 885	n.d.
Other international exchange	619	568	564	265	n.d.
On own initiative	476	551	539	343	n.d.
Total	3 168	3 225	3 374	2 442	n.d.

Funding research and studies

State and municipal budget expenditure on education shows that funding for higher education studies has increased from EUR 236.3 million in 2015 to EUR 304.3 million in 2020, but in percentage terms it has remained the same, ranging from 0.57% (in 2017) to 0.61% (in both 2016 and 2020) of gross domestic product. Funding for research and development in education fluctuated between 2016 and 2020 from EUR 51.7 million in 2016 to EUR 64.3 million in 2020, but as a share of GDP it remained within the threshold of 0.13% (only 0.11% of GDP in 2019).

TABLE 61. STATE AND MUNICIPAL BUDGET EXPENDITURE ON EDUCATION 2016–2020¹⁶

	2016		2017		2018		2019		2020	
	EUR million	% of GDP	EUR million	% of GDP	EUR million	% of GDP	EUR million	% of GDP	EUR million	% of GDP
Higher education studies	236,3	0,61	239,8	0,57	262,8	0,58	283,6	0,58	304,3	0,61
Research and development in education	51,7	0,13	57	0,13	56,3	0,12	55,8	0,11	64,3	0,13

The total funds and revenues of Lithuanian universities (from all funding sources) increased by 43.5% between 2016 and 2020 (from EUR 363.2 million in 2016 to EUR 521 million in 2020), i.e., an average increase of 11% per year. The growth is mainly driven by funds from foreign institutions and international organisations, which more than doubled in amount per year (from EUR 32.6 million to EUR 86.4 million per year), and their relative share in the budget doubled (from 9% to 16.6%). The share of funds and income from the state budget in the income structure of Lithuanian universities is the largest – almost 60%, however, it should be noted that the growth of the volume of this source of funding is slightly slower than that of the other sources of funding (from EUR 223.1 million in 2016 to EUR 299.5 million in 2020, or 34.2% over the period) in terms of the amount of funding allocated, and its relative share (percentage) in the structure of revenue decreases annually from 0.8% to 2.5% per year (only in 2020 it increased by 0.55%, but did not reach the level in 2019). Lithuanian universities collect about a quarter of their revenues from legal and natural persons in the country each year. The amount collected is growing, but at an even slower rate than that from the public sector, and the relative share (%) they account for is declining even faster.

¹⁵ Source: data from Statistics Lithuania.

¹⁶ Source: data from Statistics Lithuania.

TABLE 62. FUNDS AND REVENUES OF LITHUANIAN UNIVERSITIES IN 2016–2020, EUR MILLION¹⁷

	2016		2017		2018		2019		2020	
	EUR million	% share	EUR million	% share	EUR million	% share	EUR million	% share	EUR million	% share
State budget	223,1	61,43	219,4	58,95	245,9	58,19	261,5	56,92	299,5	57,47
Local legal and natural persons	107,5	29,6	108,3	29,1	113,2	26,79	117,1	25,49	135,2	25,95
Foreign institutions, international organisations	32,6	8,98	44,5	11,36	63,5	15,03	80,8	17,59	86,4	16,58
Total by source of funding (EUR million)	363,2		372,2		422,6		459,4		521,1	

Despite the increase in Lithuanian universities' funds and revenues, their expenditure increased slightly more than their revenues, from EUR 356.5 million in 2016 to EUR 486.6 million in 2020. In particular, expenditure on the acquisition of tangible and intangible assets has gone up, which can be attributed to the needs that have arisen in relation to the need to adapt to distance learning and working. Expenditure on student scholarships and other support changed the least between 2016 and 2020, amounting to EUR 29.5 million in 2020.

TABLE 63. EXPENDITURE OF LITHUANIAN UNIVERSITIES IN 2016–2020, EUR MILLION¹⁸

	2016	2017	2018	2019	2020
Staff salaries and social security contributions	222,0	226,9	259,0	281,8	302,8
Student scholarships and other support	30,4	30,7	29,3	30,5	29,4
Use of goods and services	80,6	73,3	82,6	95,2	86,5
Acquisition costs of tangible and intangible assets	20,1	21,8	18,6	21,2	59,5
Total expenditure	356,5	358,1	396,9	437,7	486,6

One of the five key objectives of the Communication “Europe 2020: A strategy for smart, sustainable and inclusive growth” adopted by the European Commission on 3 March 2010 sets out to increase funding for research and experimental development (R&D) to 3% of GDP across the EU. Lithuania’s national 2020 target under this strategy is one-third lower: to increase R&D funding to 1.9% of GDP, but even this was not achieved by 2020. The highest level of R&D funding in Lithuania was recorded in 2020, and it stood at 1.15% of GDP (EU average in 2015 – 2.03% of GDP). Since 2016, R&D funding in Lithuania has been steadily increasing, with the highest R&D funding recorded in 2020 during the period of 2016–2020, but the percentage of GDP, although increasing (compared to 2016), has not reached the national target. The National Progress Plan 2021–2030 sets out a more modest intermediate target of 1.5% of GDP in 2025, and it is expected to reach 2.2% of GDP by 2030.

¹⁷ Source: data from Statistics Lithuania.

¹⁸ Source: data from Statistics Lithuania.

TABLE 64. SPENDING ON R&D (EUR MILLION) AND SPENDING ON R&D AS A SHARE OF GDP (%) IN LITHUANIA IN 2016–2020¹⁹

	2016	2017	2018	2019	2020
Gross domestic product (GDP)	38889,9	42276,3	45514,8	48859,9	49507,2
Spending on R&D, million EUR	327,612	378,906	426,306	483,868	571,948
Spending as a share of GDP (%)	0,84	0,9	0,94	0,99	1,15
The share of GDP earmarked for spending on R&D in Lithuanian national 2020 target	1,9	1,9	1,9	1,9	1,9
Skirtumas tarp faktinės ir siekiamos BVP dalies	-1,06	-1	-0,96	-0,91	-0,75

In order to improve the quality of studies and research in Lithuania and its international competitiveness, the Seimas of the Republic of Lithuania, by Resolution No XIII-533 of 29 June 2017, approved the Optimisation Plan for Network of State Universities. In 2012–2017, Lithuania had a total of 14 state universities, and the aim was to reduce this number. On 22 November 2017, the Government of the Republic of Lithuania adopted the measures for the implementation of the Optimisation Plan for Network of State Universities by the Resolution of the Government of the Republic of Lithuania No. 947. On 1 January 2019, the first step of the university network optimisation plan was implemented – the Lithuanian University of Educational Sciences (LEU) and the Aleksandras Stulginskis University (ASU) were merged with Vytautas Magnus University (VDU). In 2020, active work was carried out on the reorganisation of Šiauliai University by merging it into Vilnius University and forming a structural unit (branch) of Vilnius University in Šiauliai. The year 2021 is the first year in which Šiauliai Academy operates as a sui generis academic unit within Vilnius University.

¹⁹ Source: data from Statistics Lithuania and Eurostat.

Vilnius university
Address: Universiteto St., Vilnius
Telephone No:
(8 5) 268 7000
E-mail address: infor@cr.vu.lt
<https://www.vu.lt>