

Report on the Implementation of the Revenue and Expenditure Estimate of Vilnius University for 2021

On 27 January 2021, the Council of Vilnius University approved the revenue and expenditure estimate of Vilnius University (hereinafter the 'University') for 2021 (Resolution No. TPN-1). According to the approved estimate, the University anticipated earning 114.53 million EUR in revenue, incurring 111.50 million EUR in expenses, and acquiring fixed assets for 3.46 million EUR. The table on the implementation of the estimate is provided in Annex 1.

Overview

In 2021, the University's revenue surplus, excluding depreciation of fixed assets, amounted to 12,440 thousand EUR and was 9,415 thousand EUR higher than anticipated. The net result, including the acquisition of fixed assets, amounted to 9,349 thousand EUR and was 9,785 thousand EUR greater than expected. The summary of the Report on the Implementation of the Revenue and Expenditure Estimate of the University for 2021 is provided in Table 1.

Table 1. Overview of the implementation of the University's revenue and expenditure estimate for 2021 (in thousand EUR)

	Planned	Factual	Difference
State budget appropriations used*	91,225	97,648	6,423
Revenue from studies	16,102	17,058	956
Other revenue	7,203	9,311	2,108
Revenue from financial and investment activities	0	174	174
Remuneration and related costs	-82,266	-83,557	-1,291
Utility costs	-5,190	-5,718	-528
Fixed asset repair costs	-2,209	-4,310	-2,101
Other costs	-12,612	-8,699	3,913
Scholarships	-8,907	-8,855	52
Financial and investment activity costs	-321	-612	-291
Surplus (deficit)**	3,025	12,440	9,415
Acquisition of fixed assets	-3,461	-3,091	370
Net result	-436	9,349	9,785

*excluding the used funding related to the depreciation of fixed assets

**excluding depreciation costs

The COVID-19 pandemic still exerted its influence on the University's financial situation. The effect on the revenue was minor but the costs of travelling, secondments, organising conferences, etc. were approx. 1 million EUR lower than planned. The other revenue of core academic units was higher than anticipated, e.g. that of the Life Sciences Center was higher by approx. 1,4 million EUR and, due to commissioned work carried out at the Faculty of History, it was greater by 702 thousand EUR, whereas the remuneration and other costs amounted to 94 thousand EUR and 580 thousand EUR respectively. The fixed asset repair costs were higher mostly due to the repair of the University's architectural ensemble buildings (estimated at approx. 2 million EUR), which was carried out in 2021, and the funding for which was received in 2020.

Revenue

The state budget appropriations received in 2021 totalled 94,251 thousand EUR, whereas the anticipated amount, as specified in the revenue and expenditure estimate, was 91,225 thousand EUR. A detailed breakdown of the received state budget appropriations is provided in Table 2.

Table 2. State budget appropriations received in 2021 (in thousand EUR)

	Planned	Factual	Difference
For studies	45,898	46,751	853
For science and arts	19,568	19,568	0
For economy and administration	9,565	9,565	0
Additional appropriations for raising the minimum monthly salary (MMS)	145	145	0
Additional appropriations for raising the basic amount	334	334	0
Appropriations for raising the basic social benefit (BSB)	529	529	0
Appropriations for raising academic staff remuneration	3,660	5,155	1,495
Additional appropriations allocated in 2020 (MMS, basic amount, etc.)	1,525	1,525	0
Appropriations related to the incorporation of Šiauliai University	2,321	2,321	0
Scholarships	7,680	7,680	0
State Investment Programme		28	28
For other expenses		646	646
Incoming/outgoing students		4	4
In total	91,225	94,251	3,026

The state budget appropriations used in 2021 amounted to a total of 97,648 thousand EUR:

Table 3. State budget appropriations used in 2021 (in thousand EUR)

State budget appropriations received	94,251
Acquisition of fixed assets	-672
Change in leave reserve	1,657
Change in provision for pensions	-215
Change in advance payments	1,651
Change in other assets or liabilities	976
State budget appropriations used*	97,648

*excluding the used funding related to the depreciation of fixed assets

The revenue from studies generated in 2021 amounted to 17,058 thousand EUR, which was 956 thousand EUR higher than anticipated. The distribution of revenue among the University's units and the implementation of their plans is illustrated in Figure 1.

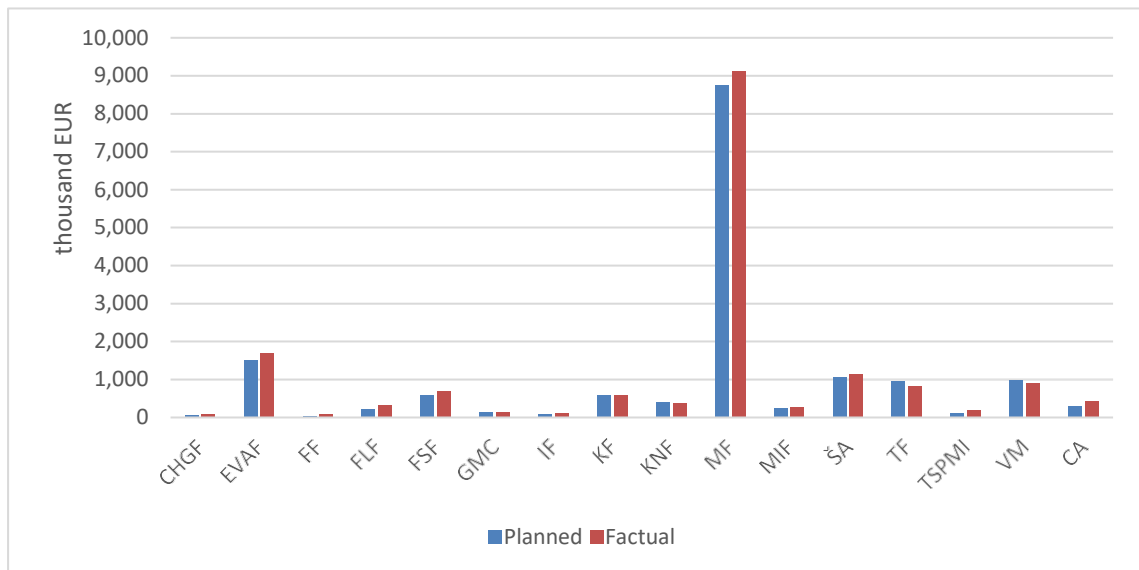


Figure 1. Distribution of the revenue from studies in 2021.

The revenue of other types generated in 2021 amounted to 9,311 thousand EUR, which was 2,108 thousand EUR higher than expected. A detailed breakdown of the other revenue is presented in Figure 2.

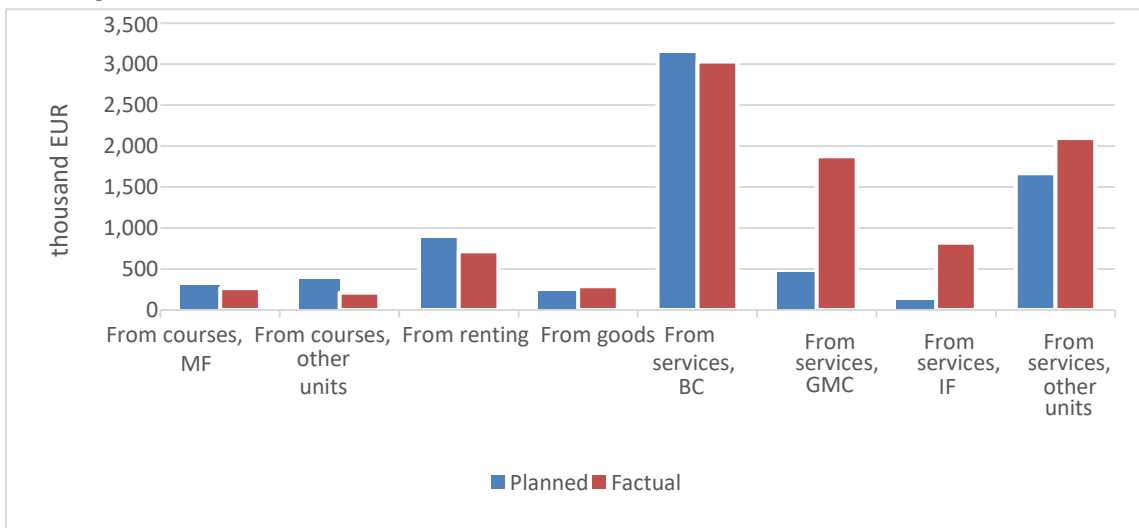


Figure 2. Other revenue in 2021.

Compared to 2020, the used funding (excluding the used funding related to the depreciation of fixed assets) and the other revenue from all sources of funds increased by 26,310 thousand EUR, i.e. by 19.8 per cent. In addition to the rise in funding for studies and research, it was also influenced by the incorporation of Šiauliai University (approx. 2.7 million EUR from state budget appropriations, approx. 1.5 million EUR from own funds revenue, and approx. 1 million EUR from endowment funds).

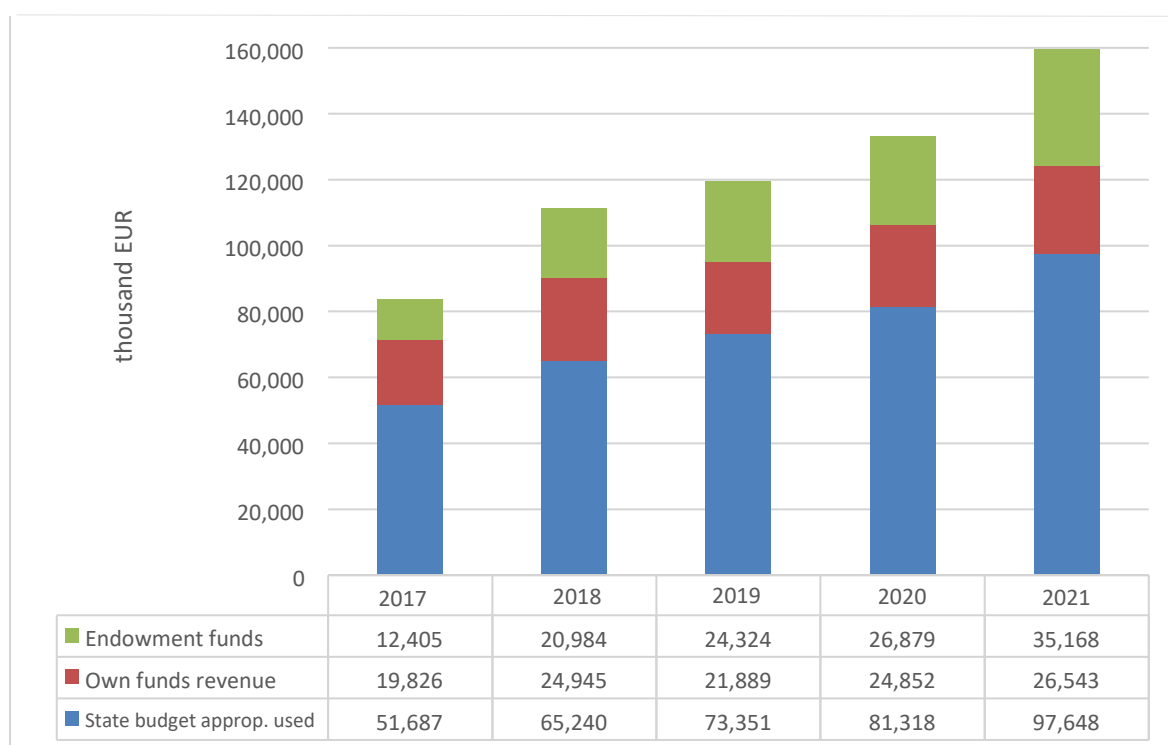


Figure 3. Funding and other revenue from all sources of funds used in 2017–2021.

Costs

In 2021, the amount planned for remuneration and related costs was 82,266 thousand EUR, while the actually incurred costs reached 83,557 thousand EUR (exceeding the planned amount by 1,291 thousand EUR). Remuneration for researchers, junior researchers, assistant professors, teaching assistants, and lecturers was increased as of 1 May 2021. In 2021, the leave reserve was raised by 391 thousand EUR and the pension reserve was increased by 124 thousand EUR.

The distribution of remuneration and related costs among core academic units, core non-academic units, and the Central Administration is presented in Figure 4.

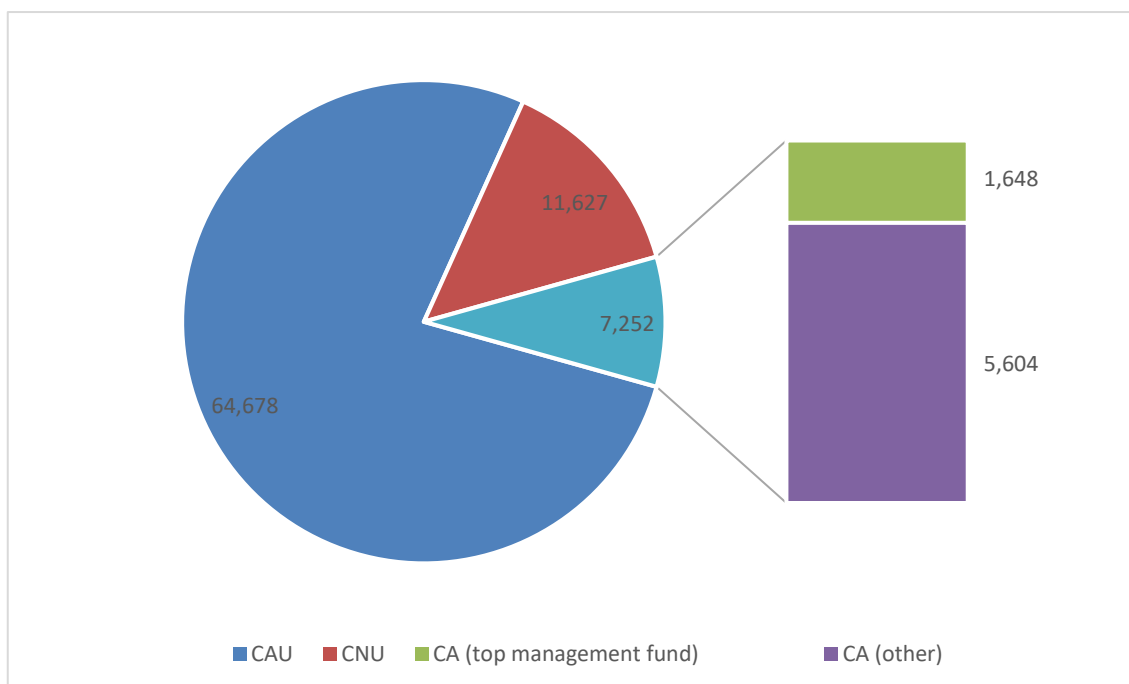


Figure 4. Distribution of actual remuneration and related costs in 2021 (in thousand EUR).

Premiums paid out at academic units amounted to 5,603 thousand EUR (of which 4,522 thousand EUR was paid to the academic staff, and 1,081 thousand EUR to the non-academic staff), while the planned amount of premiums for academic units was 5,026 thousand EUR (of which 4,364 thousand EUR was allocated to the academic staff, and 662 thousand EUR to the non-academic staff).

A breakdown of remuneration costs paid out at academic units in 2021 (excluding internal reallocations and changes in leave and pension reserves) is provided in Table 4.

Table 4. Remuneration costs paid out at core academic units in 2021 (in thousand EUR)

	Academic staff remuneration, excluding premiums	Non-academic staff remuneration, excluding premiums	Science awards	Other premiums	In total
Faculty of Chemistry and Geosciences	2,462	564	77	93	3,196
Faculty of Economics and Business Administration	2,503	749	142	125	3,519
Faculty of Physics	4,075	945	453	174	5,647
Faculty of Philology	4,980	558	70	68	5,676
Faculty of Philosophy	3,422	1,032	215	364	5,033
Life Sciences Center	4,805	1,626	712	117	7,260
Faculty of History	1,120	455	50	55	1,680
Faculty of Communication	1,381	384	17	25	1,807
Kaunas Faculty	1,601	522	67	61	2,251
Faculty of Medicine	11,446	2,575	596	832	15,449
Faculty of Mathematics and Informatics	4,282	877	471	400	6,030
Šiauliai Academy	1,812	971	3	10	2,796
Faculty of Law	1,422	606	69	216	2,313
Institute of International Relations and	1,090	364	11	35	1,500

Political Science					
Business School	607	482	3	72	1,164
In total	47,008	12,710	2,956	2,647	65,321

In 2021, the utility costs incurred were 528 thousand EUR higher than anticipated. In the second half of the year, electricity prices grew significantly. Heating prices also increased but the rise in prices was compensated by lower-than-planned consumption.

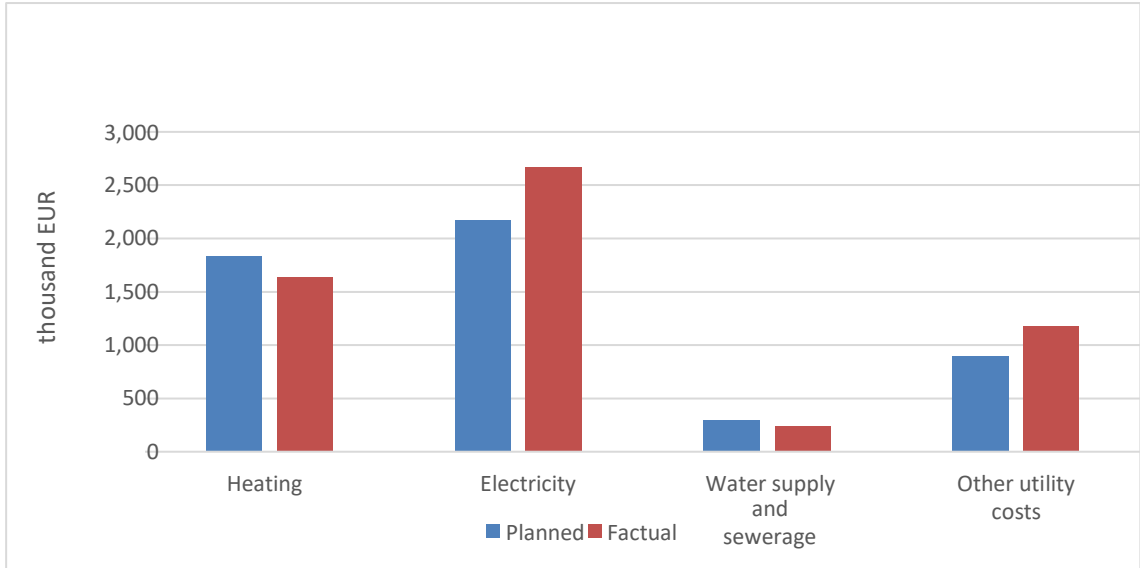


Figure 5. Detailed breakdown of utility costs in 2021.

A detailed breakdown of other factual costs incurred in 2021 is presented in Figure 6.

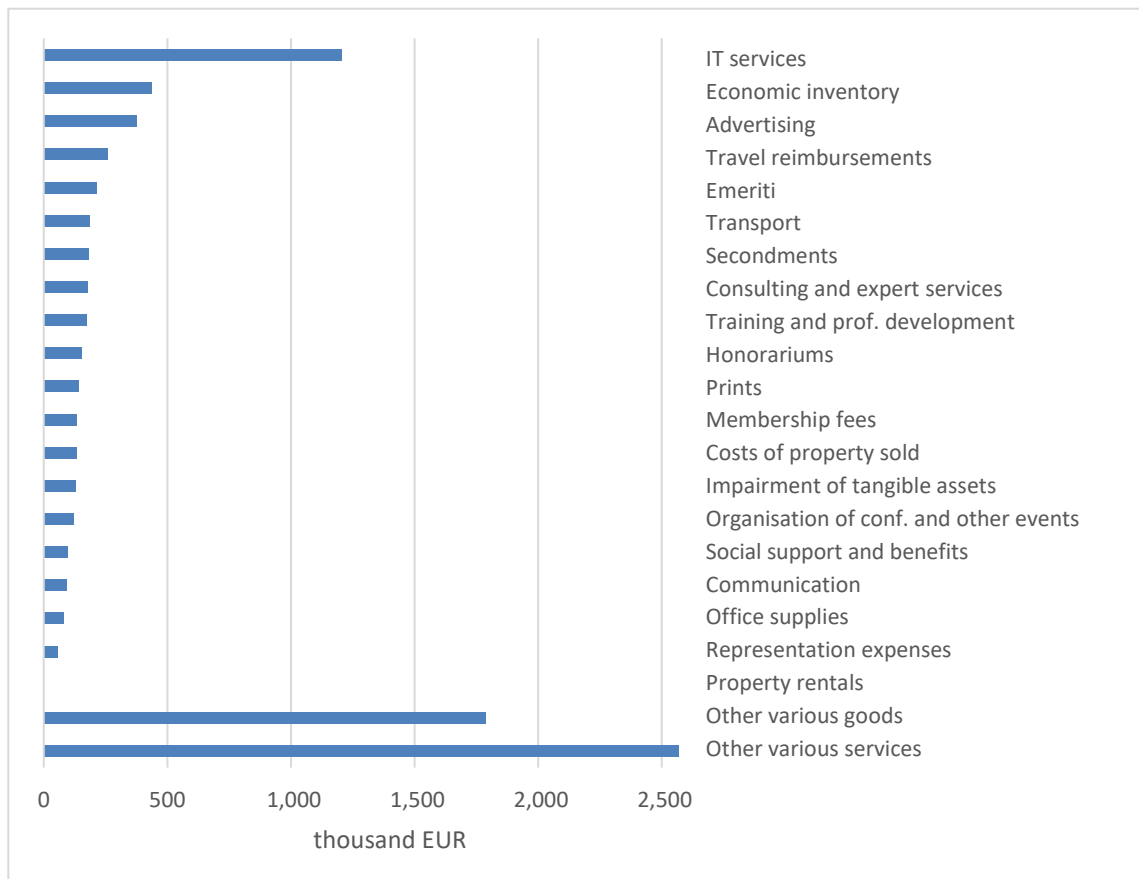


Figure 6. Detailed breakdown of other costs incurred in 2021.

Financial and investment activity costs included the following: transferred funding amounting to 334 thousand EUR, exchange rate changes amounting to 78 thousand EUR, interest costs amounting to 65 thousand EUR, and the impairment on receivables of 135 thousand EUR.

In 2021, 4,681 thousand EUR was allocated to strategic initiatives (excluding funds for raising remuneration for the non-academic staff), while 1,755 thousand EUR was factually used. Out of 1,588 thousand EUR allocated for investment, 1,283 thousand EUR was used.

When drawing up the revenue and expenditure estimate of the University, it was assumed that the level of overheads of endowment funds would be around 1,200 thousand EUR. The factual involvement in project activities was higher and, thus, overhead expenses amounted to 1,652 thousand EUR. Although these expenses are not directly reflected in the Report on the Implementation of the Revenue and Expenditure Estimate of the University for 2021, they led to a decline in own funds expenditures, as their major part was paid out using endowment funds.

Result breakdown by units

A breakdown of the net result by unit groups is presented below:

Table 5. Net result in 2021 by unit groups (in thousand EUR)

	Planned	Factual	Difference
Core academic units	881	5,000	4,119
Central Administration and other core non-academic units	-1,317	4,349	5,666
In total	-436	9,349	9,785

Table 6. Reallocation of the actual results of 2021 among unit groups (in thousand EUR)

	CAU	CA and CNU
Result of external transactions	18,991	-9,642
Reallocation of revenue	-14,569	14,569
Infrastructure charge	-1,124	1,124
Reimbursement of indirect project expenses	630	-630
Reimbursement of general university studies	730	-730
Other internal revenue/costs	342	-342
Net result considering internal reallocations	5,000	4,349

Table 7. Results of core academic units in 2021 (in thousand EUR)

	Planned	Factual	Difference
Faculty of Chemistry and Geosciences	-59	63	122
Faculty of Economics and Business Administration	30	157	127
Faculty of Physics	-21	549	570
Faculty of Philology	197	274	77
Faculty of Philosophy	124	87	-37
Life Sciences Center	-76	952	1,028
Faculty of History	46	429	383
Faculty of Communication	74	136	62
Kaunas Faculty	-224	74	298
Faculty of Medicine	271	948	677
Faculty of Mathematics and Informatics	66	205	139
Šiauliai Academy	337	827	490
Faculty of Law	69	39	-30
Institute of International Relations and Political Science	2	109	107
Business School	45	151	106
In total	881	5,000	4,119