



**Vilnius  
University**

---

**VILNIUS  
UNIVERSITY  
PERFORMANCE  
REPORT FOR  
2019  
SUMMARY**

# ■ TABLE OF CONTENTS

RECTOR'S ADDRESS	3
UNIVERSITY'S STRATEGIC GOVERNANCE AND MARKET POSITION	5
RESEARCH AND INNOVATIONS	13
STUDIES AND LIFELONG LEARNING	20
UNIVERSITY'S COMMUNITY	31
OTHER EDUCATIONAL AND CULTURAL ACTIVITIES	37
INFRASTRUCTURE AND ASSETS MANAGEMENT	44
ACTIVITIES AND ACTIONS TO BE IMPLEMENTED IN 2020	47

# RECTOR'S ADDRESS



The year 2019 was special for Vilnius University as we celebrated the University's 440th anniversary and laid much emphasis on the essential mission and responsibility of the University: - to donate, to give, to create a more perfect society by implementing an open door policy, sharing values, both material and spiritual. Even though the year was full of difficult challenges, it was also marked by important evaluations and a sense of community. Finally, we could welcome the ripening fruits of the reform, which we will look at in more detail in this report on the University's activities.

Moving successfully towards the University's vision – to rank among the leading European universities – we have formed an ARQUS alliance of universities together with the universities of Bergen, Granada, Graz, Leipzig and Padua. This is a very important achievement, as we are at the forefront of this ambitious European higher education initiative. Such leadership will strengthen the networking and interdisciplinarity necessary for today's science and successfully overcome the challenges of modern learning based on international experience, strengthening a cognitive and understanding learning environment. We continue to be prominent national leaders and success-

fully climb up the global rankings. We will not stop until we become leaders in the Central and Eastern European region.

The vision of the University of Science has become a strong axis of the University movement, leading to knowledge focused on deep understanding; we have successfully conducted research in line with the world standard. Together with the Ministry of Education, Science and Sports, we have succeeded in making doctoral scholarships competitive from 2019, which is an important incentive to attract and nurture academic talents and create a strong young academic elite. However, the financial incentives of academic staff, non-academic staff and students remains a challenge.

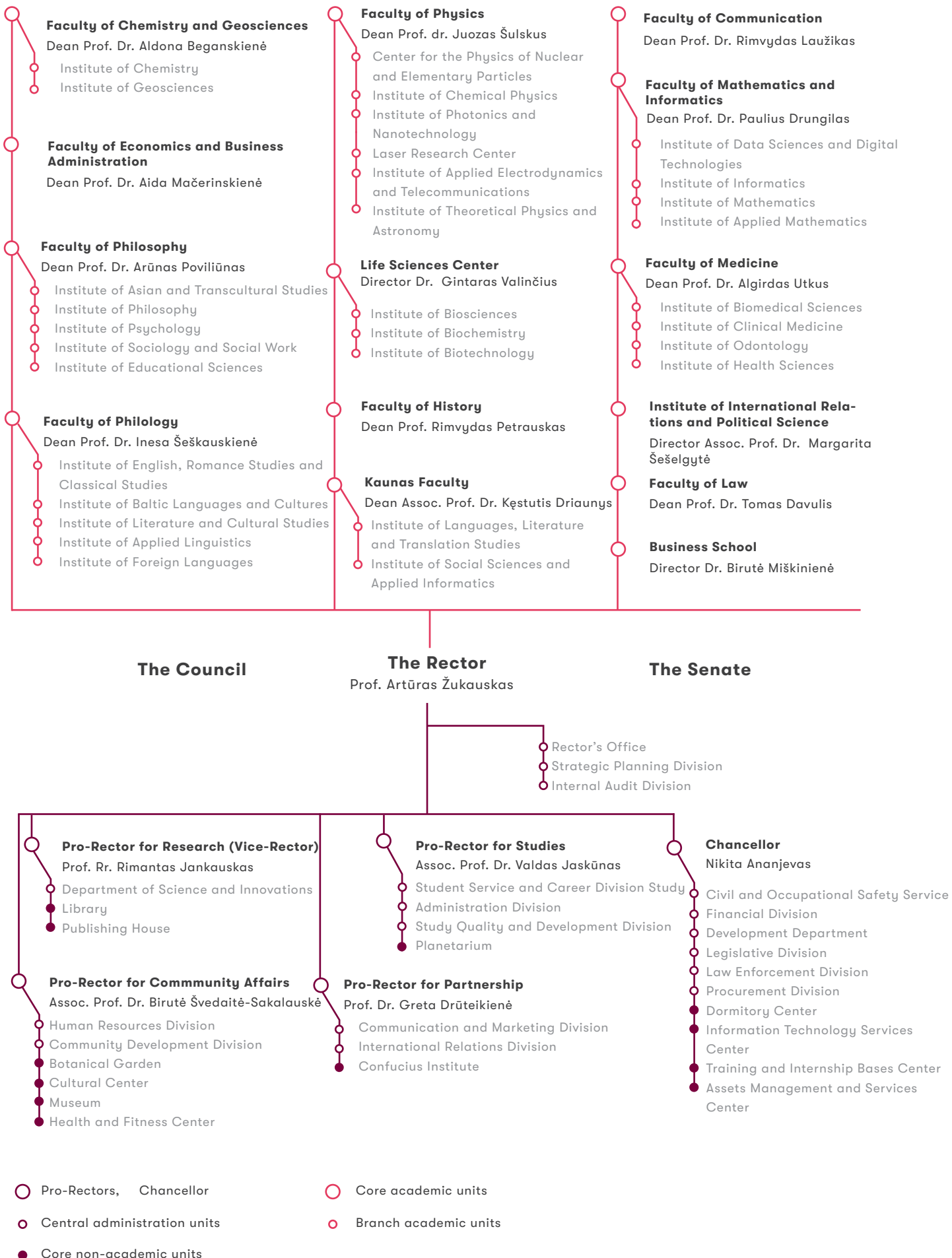
All the results we achieved could have been impossible without our community, whose strength lies in diversity and exceptional ability. The University must be open to talents, therefore, feeling the responsibility of the state and striving to reduce social exclusion in society, we awarded 100 anniversary scholarships to talented students of the country. Furthermore, fostering equal opportunities has become our priority, and we have demonstrated leadership by actively shaping mature public discourse.

I wish to express gratitude to the community for their work and cooperation and have no doubt that the hard work and achievements of all of us will provide a solid foundation for future generations to continue to work tirelessly seeking to implement important changes in science and studies and to strengthen the University of Education and Knowledge. I wish the elected Rector and the new Council success in continuing the reforms and wisely serving the University and the State.

Vilnius University Rector  
**prof. Artūras Žukauskas**

A handwritten signature in black ink, appearing to read 'A. Žukauskas', written in a cursive style.

# STRUCTURE OF THE ORGANISATION



# UNIVERSITY'S STRATEGIC GOVERNANCE AND MARKET POSITION

**In 2019, the position of Vilnius University in the Lithuanian higher education system was continuously strengthening:**

- - the number of entrants from Lithuania and abroad increased;
- - the position in the international ranking of QS universities was strengthening;
- - for the sixth year in a row, Vilnius University was the best in Lithuania in the national ranking of universities;
- - The University's visibility in the national media and international markets increased.

During the implementation of the strategic project "1.4. Development of Strategic Partnerships with Foreign Universities", an investment was made in the formation of strategic partnerships by joining the ARQUS European University Alliance. In 2019, this initiative received funding for the three-year activities of the Erasmus + European University Program. This alliance was formed in order to activate mobility, increase the quality of studies and research, and strengthen the links between studies, research and innovation.

The Vilnius University staff actively contributed to the activities of such networks as the Coimbra Group, the Utrecht Network, the UNICA Network, and the Baltic University Program (BUP) Network.

VU ranked in 458th place in the global rating of QS World University Rankings in 2019. Compared to 2018, the position of VU increased by 30 places (from 488 to 458 places). The ratio of the number of the academic staff to the number of students, which is associated with more favourable conditions for the quality of teaching, was best assessed in the ranking. The indicators of academic reputation, the academic staff-student ratio, and the number of international students also rose.

For the sixth year in a row, the national ranking of universities confirmed that Vilnius University was the best in Lithuania. VU is rated the best in terms of students' attitudes towards their University, as well

as in the areas of academic, artistic and academic staff achievements, and current and future academic staff. The University is also first in the ranking by subjects where VU occupies the first place in 28 bachelor and 34 master study fields (in 2018 - in 29 and 34 study fields, respectively).

The significant gap between Vilnius University and other higher education institutions of the country is in the assessment of research achievements. In 2019, the number of citations also rose in all fields (arts and humanities, engineering and technology, life sciences and medicine, natural sciences, social sciences and management).

A significant number of VU representatives prevail among the representatives of the universities most cited in the Lithuanian media - among the thirty most prominent persons in the Lithuanian media, as many as 14 are VU employees or students.

The share of the Lithuanian school leavers who enter universities and wish to study at Vilnius University is also growing steadily. Compared to the previous year, it increased by more than 2 percentage points to 36.3 percent (in 2018 - 34.1%). Over five years, this ratio increased by 8.6 percentage points (from 27.68% in 2015 up to 36.3% in 2020).

The ongoing project activities at Vilnius University make a significant contribution to the development of the directions of the Strategic Action Plan of Vilnius University for 2018–2020, i.e. "The University Enhancing Lithuania" and "The European University". In 2019, in all 856 projects were implemented at Vilnius University (i.e. 10 projects more than in 2018), the total value of which administered by VU was 183,909,648 euros. From 2018 through 2019, in pursuit of the internationalisation of research and studies, Vilnius University successfully carried out large-scale projects to integrate into international research infrastructures, the establishment of the Science Center of the Faculty of Medicine in the Santaros Valley, the establishment of the STEAM Center and others.

Vilnius University, in cooperation with Vilnius City Municipality, is establishing a methodological center

of Vilnius STEAM in the premises of the Planetarium. In 2019, a financing agreement for the establishment of the project entitled Vilnius STEAM Center was signed. The Center will have 8 laboratories, of which 6 will be standardised laboratories - Life Sciences (Biology), Chemistry, Physics and Astrophysics, Engineering (Intelligent Structures and Materials), Mobile Technology and Robotics, Visual Programming - and two specialized laboratories - Light Technology and the tendencies of digital production (Fab Lab), which respond to the specifics of the territory of Vilnius County, science, technology and business.

At the initiative of eight VU units, the Tech Hub was established in 2019: the faculties of Economics and Business Administration, Kaunas, Communication, Mathematics and Informatics, Medicine, Law, the Center for Life Sciences and the Business School. Vilnius University (VU) Technology Hub (Tech Hub) is a cooperation platform, the purpose of which is to combine three core areas: students, researchers and business to create the conditions for the development of new high value-added technologies and to contribute to the promotion of entrepreneurship and innovation in the academic community.

---

## VISION

“To rank among the leading universities in Europe”

---

## MISSION

“The mission of Vilnius University – arising from the past, driven by the challenges of the present, and to be passed on to future generations – shall be the University’s irrefutable obligation and inalienable right to enhance cognitive and creative powers of both Lithuania and the world; to nurture academic and other spiritual and social values; and to educate active, responsible citizens and society leaders of the State of Lithuania. This mission shall be based on the principles of academic freedom, responsibility of the University to the Nation and to the State of Lithuania, openness and accountability to society, as well as on the awareness that the status of the University, which, in the course of centuries, has become a seedbed of science and culture of national significance, imposes special obligations on the University community and the society, of which this community is a part (The Statute of Vilnius University)”.

---

## THE VALUES PROMOTED AT VILNIUS UNIVERSITY:

- Academic freedom;
- Continuity of academic culture and the development of traditions preserved over centuries and the implementation of new ideas;
- Freedom of thought and diversity of views;
- The responsibility of the University against the nation and the state of Lithuania;
- Openness and accountability to the public;
- Openness to global ideas and innovation;
- Collegiality;
- Mutual respect and trust;
- Academic ethics.

---

## STRATEGIC DIRECTIONS

The Strategic Action Plan of Vilnius University for 2018–2020 provides for 3 priorities and 9 strategic directions.

**1.**

### THE EUROPEAN UNIVERSITY

1. Developing international research
2. Developing international master and doctoral studies
3. Attracting academic talents

**2.**

### THE UNIVERSITY ENHANCING LITHUANIA

4. Studies preparing to operate in the conditions of globalisation
5. Increasing the social activity of the University
6. Education of the teaching staff for a modern school

**3.**

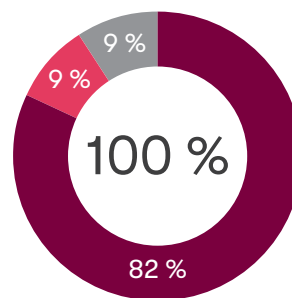
### THE UNIVERSITY MOTIVATING ITS COMMUNITY

7. Improving working conditions
8. Improving study conditions
9. Improving financial management and electronic administration

These priorities and strategic directions are implemented through 26 internally financed development projects, externally financed development projects and cascading the availability of indicators into units.

# 183 909 648

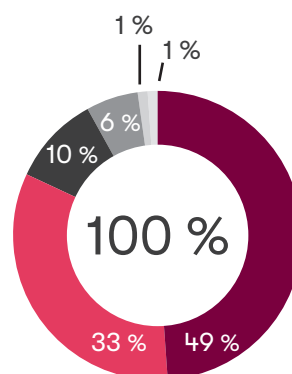
Total value of projects (Eur)



## VALUE OF ALL PROJECTS IMPLEMENTED BY VILNIUS UNIVERSITY IN 2019 (BY SOURCE OF FUNDING)

PROJECT TYPE	VALUE ADMINISTERED	PERCENTAGE
EU investments	152 031 535	82 %
International funds/programs	16 126 421	9 %
National budget	16 456 776	9 %
<b>TOTAL</b>	<b>183 909 648</b>	<b>100 %</b>

## VALUE OF ALL PROJECTS IMPLEMENTED BY VILNIUS UNIVERSITY (BY AREA)



PROJECT TYPE	VALUE ADMINISTERED BY VU (EUR)	PERCENTAGE
Infrastructure development project	91 010 089	49 %
Research area project	60 724 476	33 %
Study area project	18 753 752	10 %
Information system development project	11 715 220	6 %
Administrative project	713 860	1 %
Other	1 697 336	1 %
<b>TOTAL</b>		<b>100 %</b>



## INDICATORS OF VILNIUS UNIVERSITY STRATEGIC ACTION PLAN FOR 2018–2020

### THE EUROPEAN UNIVERSITY

1. Developing research at the international level	Target values of indicators		2018	2019	2020
	Actual values of indicators	2017	2018	2019	
International level research publications prepared with foreign partners			57 %	60 %	62 %
(share by percentage)		<b>55 %</b>	<b>58,9 %</b>	<b>55,39%</b>	
Publications enlisted among 10% of the best in the world			8,72 %	9,36 %	10 %
(share by percentage)		<b>6,63 %</b>	<b>8,89 %</b>	<b>8,5 %</b>	
Rankings of study fields by QS rating not lower than 300			3	5	7
		<b>2</b>	<b>3</b>	<b>3</b>	
Number of international research projects			113	117	120
		<b>100</b>	<b>122</b>	<b>122</b>	
Number of international patent applications			4	5	6
		<b>3 (2016)</b>	<b>4</b>	<b>5</b>	

\* According to the QS ranking in the top 300 in 2019 Vilnius University was listed in 3 fields:

- 201-250th place in the field of “Linguistics” (in 2018 it was 151–200);

- In the field of “Physics and Astronomy”, as in 2017 and 2018, it occupied 251–300th place. Vilnius University was ranked in this field for 5 years in a row. The total number of points increased by 7.1 points compared to 2016 (from 57.8 to 64.9);

- VU ranked in 251 - 300 place in the field of Accounting and Finance.

2. Developing international master and doctoral studies	Target values of indicators		2018	2019	2020
	Actual values of indicators	2017	2018	2019	
Number of full-time international students			644 (294; 225)	723 (338; 248)	795 (371; 273)
(of them – integrated studies; II cycle studies)		<b>564 (245; 205)</b>	<b>758 (343; 249)</b>	<b>924 (443; 257)</b>	
Doctoral students outbound abroad at least once per study years			73 % (13 %)	84 % (16 %)	95 % (30 %)
(share by percentage),		<b>62 % (11 %)</b>	<b>73 % (18,3 %)</b>	<b>84 % (16 %)</b>	
(of them – outbound for more than 30 days)			4	5	5
Joint doctoral agreements with foreign universities		<b>3</b>	<b>4</b>	<b>4</b>	
(when a doctoral student is awarded a diploma of two universities or two diplomas)			1000	1200	1400
Number of applications to study submitted by foreign nationals *		<b>799</b>	<b>819</b>	<b>1011</b>	

\* In the academic year 2019/2020, 1011 applications from foreign nationals were submitted at the time of admission. Of these: 571 for bachelor and integral studies, 440 for master studies

3. Attracting academic talents	Target values of indicators		2018	2019	2020
	Actual values of indicators	2017	2018	2019	
Number of researchers attracted from abroad corresponding to R3 and R4			1	2	3
number of categories (according to Euraxess profiles descriptors)		-	<b>4</b>	<b>5</b>	

## THE UNIVERSITY ENHANCING LITHUANIA

4. Studies preparing to operate in the context of globalisation	Target values of indicators		2018	2019	2020
	Actual values of indicators		2017	2018	2019
Students participating in mobility programs (part-time studies, internship abroad), (share by percentage) *			5,74 %	5,87 %	6 %
			<b>5,49 % (2016)</b>	<b>5,3 %</b>	<b>5,15 %</b>
Lecturers outbound for teaching to foreign higher education schools (share by percentage) **			5,77 %	5,89 %	6 %
			<b>5,53 % (2016–2017)</b>	<b>7,14 %</b>	<b>7,21 %</b>
Number of lecturers who participated in pedagogical qualifications improvement programs The achievement of the results of 4.2 strategic project is observed) ***			200	250	400
			-	<b>191</b>	<b>336</b>
The University's place by the reputation among employer indicator (QS WUR "Employer reputation") ****			228	216	204
			<b>240</b>	<b>297</b>	<b>297</b>

\* 2019 (January 1 - December 31) the number of students of all cycles outbound for part-time studies or internships abroad is 1048. The percentage is calculated from 20347 students (total number of students - 20806 - minus the number of students inbound for part-time studies, <https://www.vu.lt/apiemus/faktai>)

\*\* Fixed number of outbound lecturers under Erasmus + and bilateral agreements

\*\*\* Number of VU lecturers who participated in pedagogical qualifications improvement programs - 336. Number of trainings (when the same lecturer participated in not one, but two or three trainings) - 554.

\*\*\*\* 2019 the indicator of the employer reputation remains the same as in 2018 - 297, i.e. compared to 2017 (240) dropped by 57 positions.

5. Increasing University's public activities	Target values of indicators		2018	2019	2020
	Actual values of indicators		2017	2018	2019
Participation of the University's employees in the EU, state institutions' work and project groups	Will be determined later after developing the measurement methodology				
The number of visitors to heritage-related events organised by the University *	-	139467	118822		
Number of students carrying out voluntary activities under voluntary agreements with Vilnius University (achievement of the results of the 5.2 strategic project is observed)			-	297	347
			<b>247</b>	<b>324</b>	

\* Included in the calculation:

- Individual visits to the Bell Tower of St. John's Church - 36447
- Visits to the Bell Tower of St. John's Church with vouchers through agencies - 2230
- Individual visits to VU architectural ensemble - 46923
- Visits of the Vilnius University architectural ensemble with vouchers through agencies - 31978
- Project "Erdvėlaivis Žemė" (Spacecraft Earth) - 75
- VU 440 excursions - 400
- Specialised tours - 70
- Number of participants in the opening ceremony of the exhibition "STEPONAS BATORAS UNIVERSITY of 1919-1939" 94
- Museum Night - 160
- Student integration week excursions OPEN VU - 445

6. Educating teachers for today's school	Target values of indicators		2018	2019	2020
	Actual values of indicators		2017	2018	2019
Number of subject-related specialisations of pedagogical studies, upon completion of which teacher qualification is awarded*			6	8	10
			<b>4</b>	<b>14</b>	<b>12</b>

\*\* The indicators achieved in 2018 and 2019 include the award of a teacher's qualification for both models of teacher

education - parallel (in bachelor studies, when the teacher's qualification is acquired in minor studies) and consecutive (after bachelor studies). The indicators achieved in 2019 reveal the acquisition of the qualification of a teacher in the programs in the field of educational sciences (2 programs with 11 subject-related specialisations, including 6 new specialisations proposed for admission in 2020).

\* The indicators achieved in 2018 include the qualification of a teacher acquired in minor studies when studying the subject in the basic study programs.

## THE UNIVERSITY MOTIVATING ITS COMMUNITY

7. Improving working conditions	Target values of indicators		2018	2019	2020
	Actual values of indicators		2017	2018	2019
Base salary of the academic staff of the University (Bruto) *			-	-	2578 Eur
			-	-	4 points out of 5
Satisfaction with working conditions **	<b>3.56 POINTS OUT OF</b>		-		
Rate of staff turnover (total and those leaving on their own will; academic and administrative staff) ***					
Employee trust in the University ****	<b>3,83 POINTS OUT OF 5 (2016)</b>		-		4 points out of 5

\*The target indicator is based on the tax reform that entered into force on 1 January 2019, after indexing the actual base salary of the University's academic staff approved by Resolution No. TPN-1 of the VU Council of 13 February 2019.

\*\* The value of the indicator for 2018 and 2019 was not measured.

\*\*\* The sequence:

1. Overall staff turnover rate
2. The level of turnover of academic staff
3. Level of turnover of administrative staff
4. Total turnover rate of voluntary resignation
5. Turnover rate of voluntary resignation of academic staff
6. Turnover rate of voluntary resignation of administrative staff

\*\*\*\* The value of the indicator for 2018 and 2019 was not measured.

8. Improving study conditions	Target values of indicators		2018	2019	2020
	Actual values of indicators		2017	2018	2019
Student satisfaction with studies			75 %	-	80 %
	<b>64,3 %</b>		<b>NOT MEASURED</b>		

A new feedback system (including the methodology for calculating the indicator) was planned to be established for the autumn of 2018, however it has not yet been developed.

Note regarding the calculation of the indicator. The value of the indicator for 2017 was taken from a survey conducted in 2016 to measure the indicators of satisfaction with studies and study conditions provided for in the strategic activity plan for 2015 - 2017. The value of the indicator for 2018 was taken from the survey of students about the semester studies (the results of the surveys of the autumn and spring semesters of 2017-2018, with reference to the satisfaction with the studies of the specific semester at the University).

9. Improving financial management and electronic administration	Target values of indicators		2018	2019	2020
	Actual values of indicators	2017	2018	2019	
Part of administrative processes performed exclusively in the electronic space					<p>programs and research costs</p> <p>Will be determined later after identifying all the administrative processes as a whole</p> <hr/> <p><b>TARGET VALUES OF INDICATORS FOR 2018:</b> A model for calculating studies cost estimate has been developed</p> <p><b>TARGET VALUES OF INDICATORS FOR 2019:</b> PBudget establishment model for 2020 has been prepared</p> <hr/> <p><b>TARGET VALUES FOR 2018:</b> Budget establishment model has been prepared</p> <p><b>TARGET VALUES OF INDICATORS FOR 2019:</b> A model for calculating studies cost estimate has been developed</p> <hr/>
Budget establishment model based on the calculation of study					

# RESEARCH AND INNOVATION

In 2019, funding for research activities continued to grow steadily - a total of EUR 45.63 million was received (EUR 32.99 million in 2018, EUR 22.3 million in 2017). Most funding increase was observed in the state budget funding for research and in the income from activities financed by the European Union investment funds.

In 2019, 383 research projects were implemented at the University (391 in 2018 and 326 in 2017). The Research Council of Lithuania financed the implementation of 223 projects from the state budget and/or the European Structural and Investment Funds: 10 projects were funded by national research programs; 28 projects – by national Lithuanian language research and dissemination programs for 2016-2024, 74 projects were implemented by researchers' teams, 34 projects of bilateral/trilateral programs, 34 postdoctoral fellowship projects, 23 research projects carried out by high-level research teams, 17 targeted research programs in the field of smart specialisation (including 5 under the activity "Attracting researchers from abroad to carry out research") and 3 projects under the measure "Professional development of researchers in implementing individual Horizon 2020 R&D projects".

In 2019, the University submitted 5 international patent applications (in the fields of biotechnology and medicine). During the period of 2019, 7 LT patent applications were submitted (in the fields of biotechnology, medicine, physics), more than half of which will be sought to obtain legal protection abroad by submitting PCT, US, EPO or other international patent applications. In 2019, 4 international patents (in the fields of biotechnology and physics) and 4 Lithuanian patents (in the fields of biotechnology and physics) were obtained. Thus, the patent portfolio of Vilnius University currently consists of 83 patents and patent applications. Other indicators of research activity are also improving: an increasing share of scientific publications is published in journals in peer-reviewed international databases; the number of publications in the most prestigious journals is growing; the number of monographs or parts of them printed in international publishing houses is increasing.

Over the reporting year, 5 researchers in the Eu-

raxess R3-R4 category and 4 postdoctoral fellow researchers who received doctoral degrees at the universities of Cambridge, Paris, Reunion and Mykolas Romeris were attracted. Their activities have been funded by external funding sources and the University.

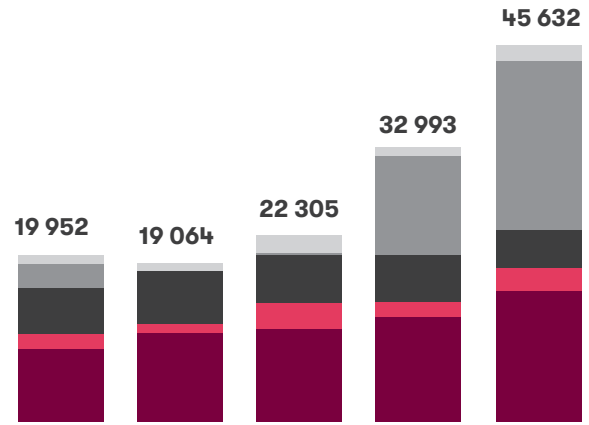
Following the renewal of the Regulations of the Foundation for the Promotion of Research, new activities were launched in 2019: 24 projects of scientists and other researchers were funded, which involved almost 100 executors.

In 2019, the University's scientists, researchers and students were awarded several dozen outstanding achievement prizes, awards or certificates.

## Research areas of Vilnius University

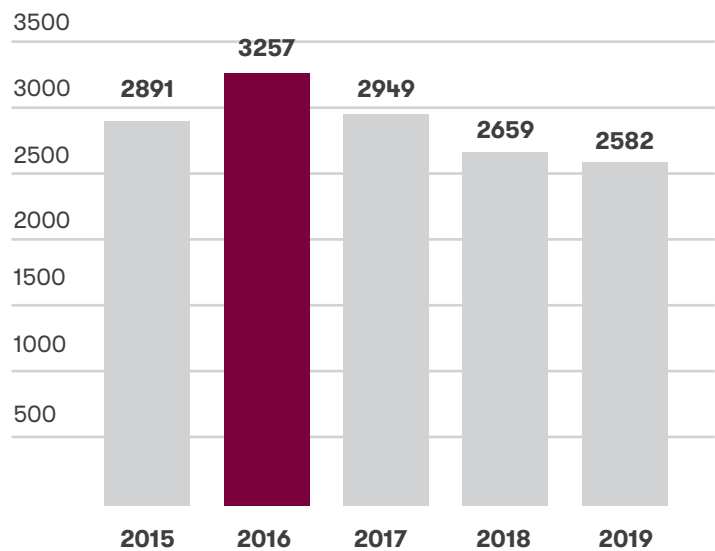
1. Humanities.
2. Lithuanian studies.
3. The structure and development of society.
4. Biological and sociopsychological cognition and development of humans.
5. Healthy person, disease prevention, diagnosis and treatment.
6. Genomics, biomolecules and biotechnology.
7. Ecosystem change, protection, natural resources.
8. New functional materials and derivatives.
9. Theoretical and condensed matter physics.
10. Laser physics and light technologies.
11. Fundamental and applied mathematics.
12. Informatics and information technologies.

**FUNDING FOR RESEARCH ACTIVITIES (IN THOUSANDS EUR) FOR 2015-2019**

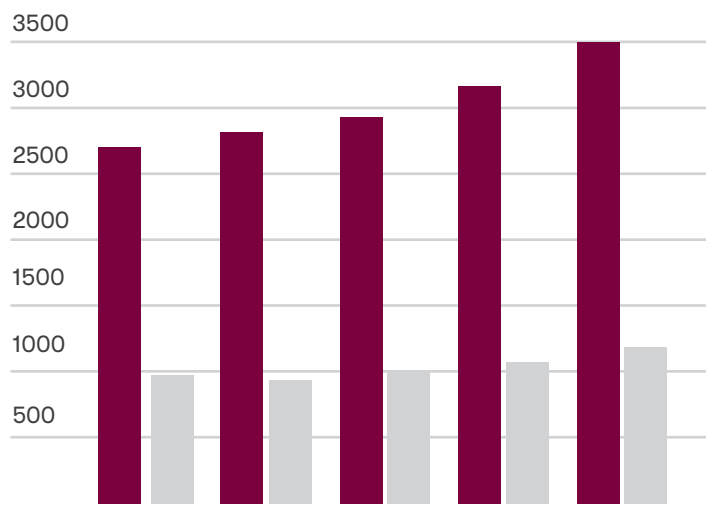


	2015	2016	2017	2018	2019
State budget assignments for research activities	8 689	10 645	11 096	12 579	15 777
Funds of commissioned projects	1 792	1 070	3 152	1 740	2 782
Funds of Lithuanian research programs	5 514	6 313	5 701	5 726	4 610
Funds from European Union Structural Funds programs	2 920	12	292	11 878	20 542
Funds for international research programs	1 037	1 024	2 064	1 070	1 921
<b>TOTAL:</b>	<b>19 952</b>	<b>19 064</b>	<b>22 305</b>	<b>32 993</b>	<b>45 632</b>

**NUMBER OF PUBLICATIONS REGISTERED BY ELABA IN 2015-2019**

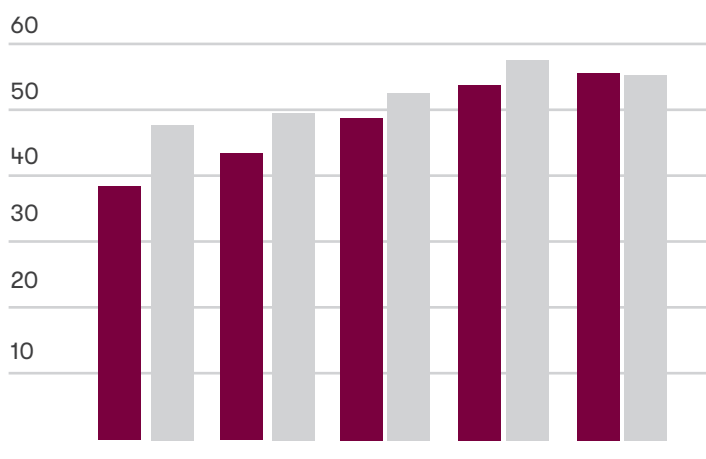


**RESEARCH ARTICLES PUBLISHED IN CLARIVATE ANALYTICS WEB OF SCIENCE CORE COLLECTION DB (WOSCC DB).**



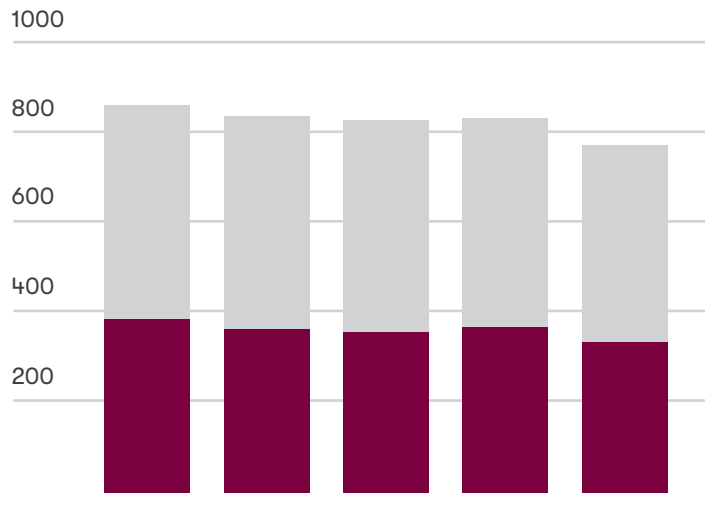
	2015	2016	2017	2018	2019
Lithuania	2702	2820	2931	3165	3498
Vilnius University	974	933	996	1070	1188

**PUBLICATIONS OF LITHUANIAN AND VILNIUS UNIVERSITY'S RESEARCHERS WITH FOREIGN CO-AUTHORS INDEXED IN WOS DATABASE (SHARE BY PERCENTAGE) FOR 2015–2019**



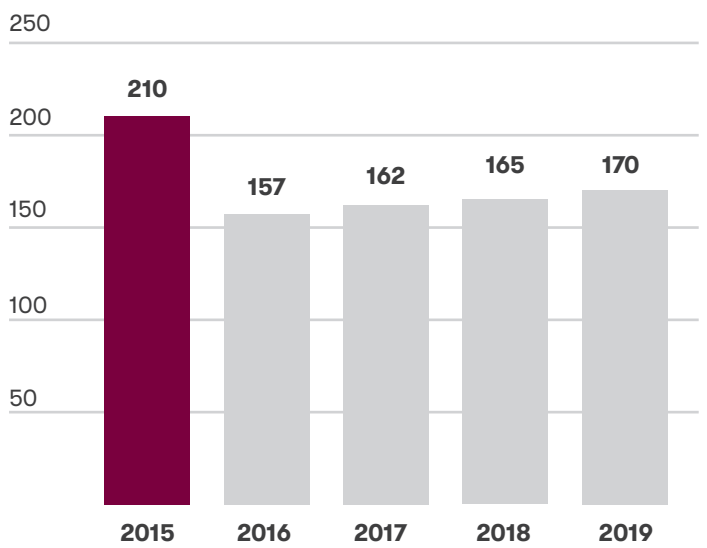
	2015	2016	2017	2018	2019
Lithuania	38,49	43,49	48,91	53,91	55,75
Vilnius University	47,77	49,65	52,61	57,64	55,39

**NUMBER OF VU DOCTORAL STUDENTS  
(MEN AND WOMEN) IN 2015–2019**



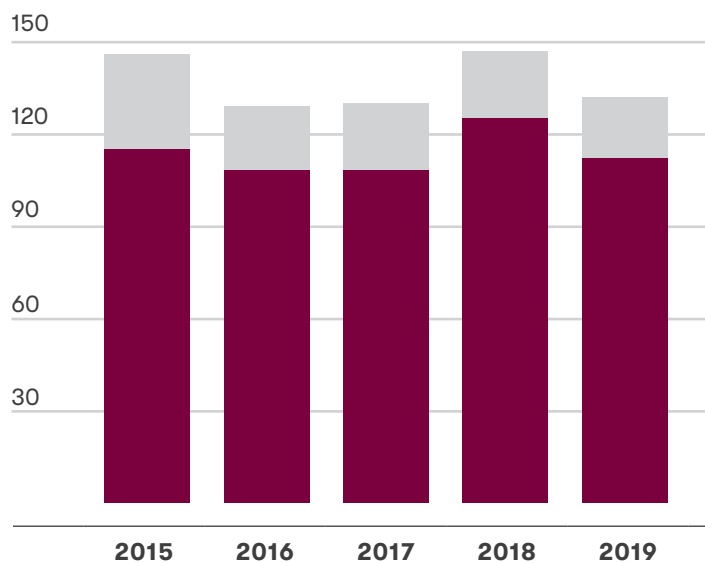
	2015	2016	2017	2018	2019
Men	387	365	358	336	335
Women	478	474	472	467	441

**NUMBER OF ENROLLED  
DOCTORAL STUDENTS IN  
2015–2019**



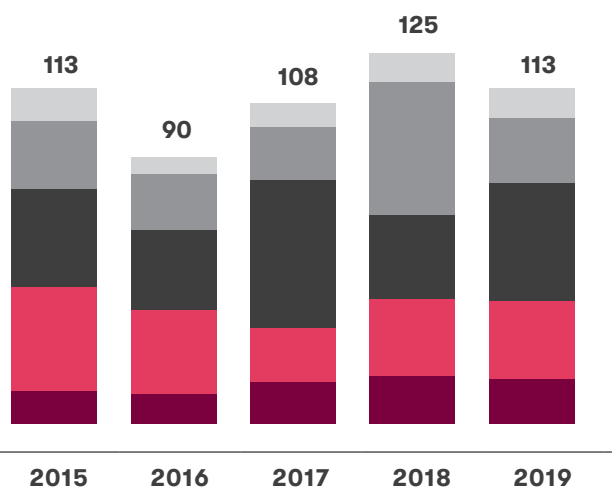


**NUMBER OF DOCTORAL DISSERTATIONS DEFENDED IN VU IN 2015–2019**



	2015	2016	2017	2018	2019
VU doctoral students and employees	115	108	108	125	112
Doctoral students from other institutions	31	21	22	22	20

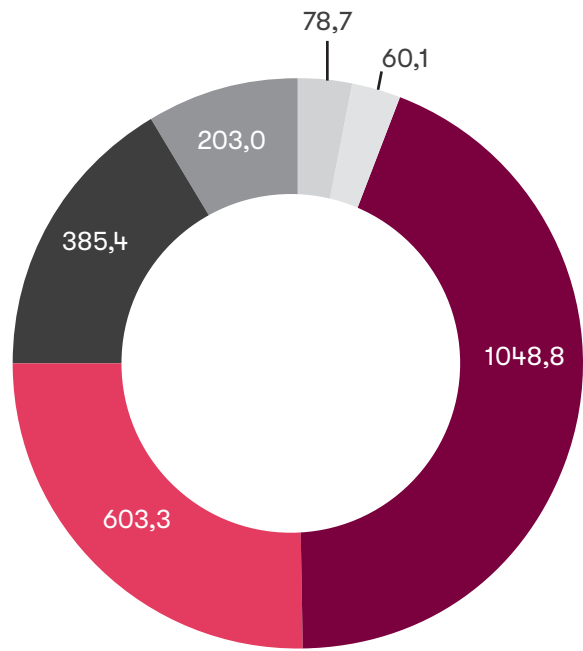
**CHANGE IN DISSERTATIONS DEFENDED BY VU DOCTORAL STUDENTS AND EMPLOYEES OVER 5 YEARS**



	2015	2016	2017	2018	2019
Humanitarian Sciences	11	10	14	16	15
Social Sciences	35	28	18	26	26
Natural Sciences	33	27	50	28	40
Medical and Health Sciences	23	19	18	45	22
Technological Sciences	11	6	8	10	10
<b>TOTAL:</b>	<b>113</b>	<b>90</b>	<b>108</b>	<b>125</b>	<b>113</b>

**DISTRIBUTION OF BONUSES FOR RESEARCH BY POSITION (IN THOUSANDS EUR) IN 2019**

- Profesor/Chief researcher Associate
- Professor/Senior researcher
- Assistant/Researcher
- Junior assistant/Junior researcher
- Professor/Chief researcher (with the title of distinguished professor)
- Lecturer



## BONUSES AND AWARDS FOR RESEARCH ACHIEVEMENTS

**Lithuanian Research bonuses in 2019** (for works submitted in 2018) **were awarded to the following researchers**

- Chief Researcher **Dr. Arnoldas Deltuva**,
- **Prof. Dr. Feliksas Jankevičius, Prof. Dr. Sonata Jarmalaitė** for the work cycle “Markers of New Generation Cancer (2003–2017)”.

---

The nominal Jonas Kubilius (mathematics) bonus of the Lithuanian Academy of Sciences was awarded to:

- Prof. Habil. **Dr. Vygantas Paulauskas**,
- Prof. Habil. **Dr. Donatas Surgailis**.

Professor Domas Kaunas was awarded I. Simonaitė Literary Prize for his publication of sources “I am Etmes Eve. Ieva Simonaitė in the Testimonies of Contemporaries”.

---

2019 Baltic Assembly Science Prize to Prof. Habil. **Dr. Jūras Banys**.

---

The State Independence scholarship was awarded to **Dr. Justina Kozakaitė**.

---

Doctoral student **Milda Alksnė** received the L’Oreal Baltic Scholarship for Women in Science.

---

Dr. Urtė Neniškytė won the L’Oreal Foundation and the **UNESCO** Science for Women Talent Program.

---

The scholarship of the Lithuanian Academy of Sciences for young researchers was awarded to:

- dr. **Neringa Dambrauskaitė**,
- dr. **Daiva Tamulevičienė**,
- dr. **Andrius Gelžinis**,
- dr. **Kliment Olechnovich**.

---

Professor **Aleksandras Dobryninas** became President of the European Society of Criminologists.

## National and international awards:

**The Order of the Knight’s Cross of the Republic of Poland** was awarded to Professor **Rimvydas Petrauskas** for outstanding merits in the development of Polish-Lithuanian cultural cooperation.

---

Professor **Algis Petras Piskarskas** was awarded **the Commander’s Cross of the Order for Merits to Lithuania**.

---

**The Cross of the Officer of the Order of the Grand Duke of Lithuania Gediminas** was awarded to Professor **Eugenijus Lesinskas**.

---

Professor **Juozas Raistenskis** was awarded **the Cross of the Officer of the Order of the Grand Duke of Lithuania Gediminas**.

---

**The Knight’s Cross of the Order of the Grand Duke of Lithuania Gediminas** was awarded:

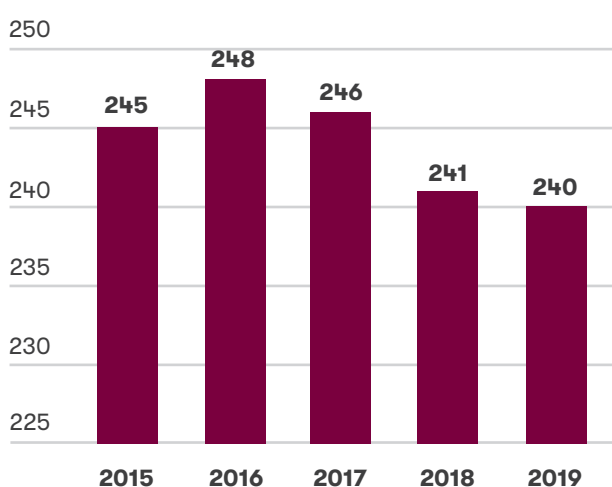
- Professor **Sonata Jarmalaitė**,
- Researcher **Urte Neniškytė**,
- Professor **Vilija Targamadze**.

---

Professor **Gintautas Dzemydas** was awarded **the title of Honorary Doctor of the University of Latvia**.

# STUDIES AND LIFELONG LEARNING

**NUMBER OF ADMISSION STUDY PROGRAMS IN 2019 AND ITS CHANGE OVER THE LAST 5 YEARS**



For the third year in a row, the total number of people admitted to study at VU and those enrolled in bachelor and integrated study programs increased.

After a break of three years (2016–2018), when the total number of people admitted to master studies remained almost unchanged, in 2019, it increased by 11 percent compared to previous years. The number of people admitted to state-funded places in master studies (1138) was the highest since 2015.

The number of admitted foreign nationals has been steadily increasing since 2016. During this period, the number of admissions of foreign nationals more than doubled.

VU studies attract the most talented Lithuanian graduates: during the last four years, the number of “students with a hundred score” admitted to VU has increased, their percentage was the highest in the last four years and accounted for 53.69 percent of all the students with “a hundred score” who entered the country’s higher education institutions.

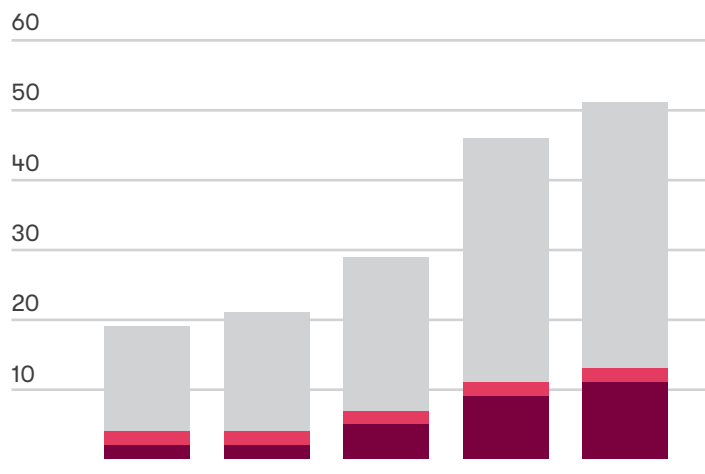
In 2019, compared to the previous year, the number of consultations provided according to one-stop-shop principle for students and entrants increased by almost a third to over 20 000. The mentoring program has expanded and now brings together all 14 academic units. During the year, the number of volunteer mentors and University students involved in this activity doubled, as did the career counselling provided. In total, more than 1200 University students took part in various trainings held by the Student Service and Career Department - a third more than in 2018.

In 2019, the Senate adopted the Guidelines for the Internationalisation of Studies at Vilnius University, which envisage priority directions for the internationalisation of studies in the development of studies that pursue global competencies and create a sustainable study environment for the international community of students and the academic staff. During the year, over 40 study internationalisation projects were supported from the VU Strategic Fund.

In the ARQUS project of the European University Alliance, Vilnius University coordinates one of the key activities - creation of a student-centered quality learning structure. The implementation of these activities will ensure the free mobility of students and automatic recognition of acquired competencies between the project partners, the exchange of experiences between lecturers, the creation of joint programs, the introduction of mobility windows in universities, the organisation of short-term student and academic staff exchanges, guidelines for the development of lecturers’ competencies and the recognition of non-formally acquired competencies.

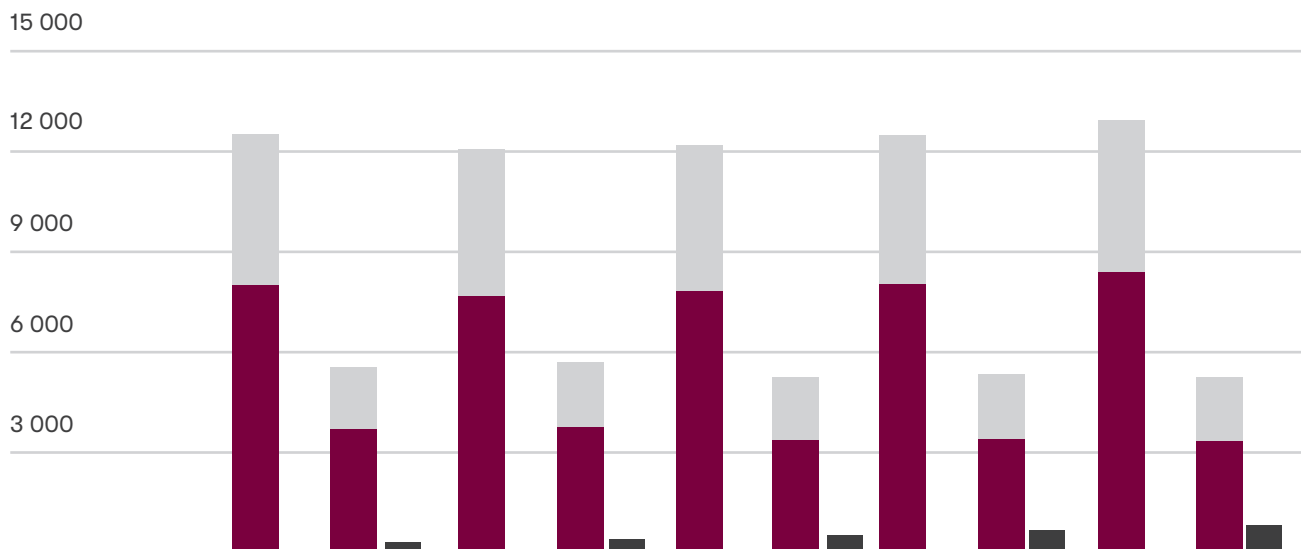
In 2019, 336 VU lecturers participated in the pedagogical qualifications improvement programs arranged by the Center for Educational Competencies, which more than doubled the number of lecturers who improved their teaching competencies in 2018 (163). The lecturers developed their pedagogical competencies in sixteen different curricula the duration of which was from 3 to 40 hours. In addition, five workshops on innovative teaching and learning and assessment methods were delivered by guest lecturers from foreign universities.

## NUMBER OF STUDY PROGRAMS IN FOREIGN LANGUAGES IN 2015-2019



Study cycle	2015	2016	2017	2018	2019
Bachelor	2	2	5	9	11
Integrated	2	2	2	2	2
Master	15	17	22	35	38

## NUMBER OF STUDENTS BY TYPE OF FINANCING IN 2015-2019

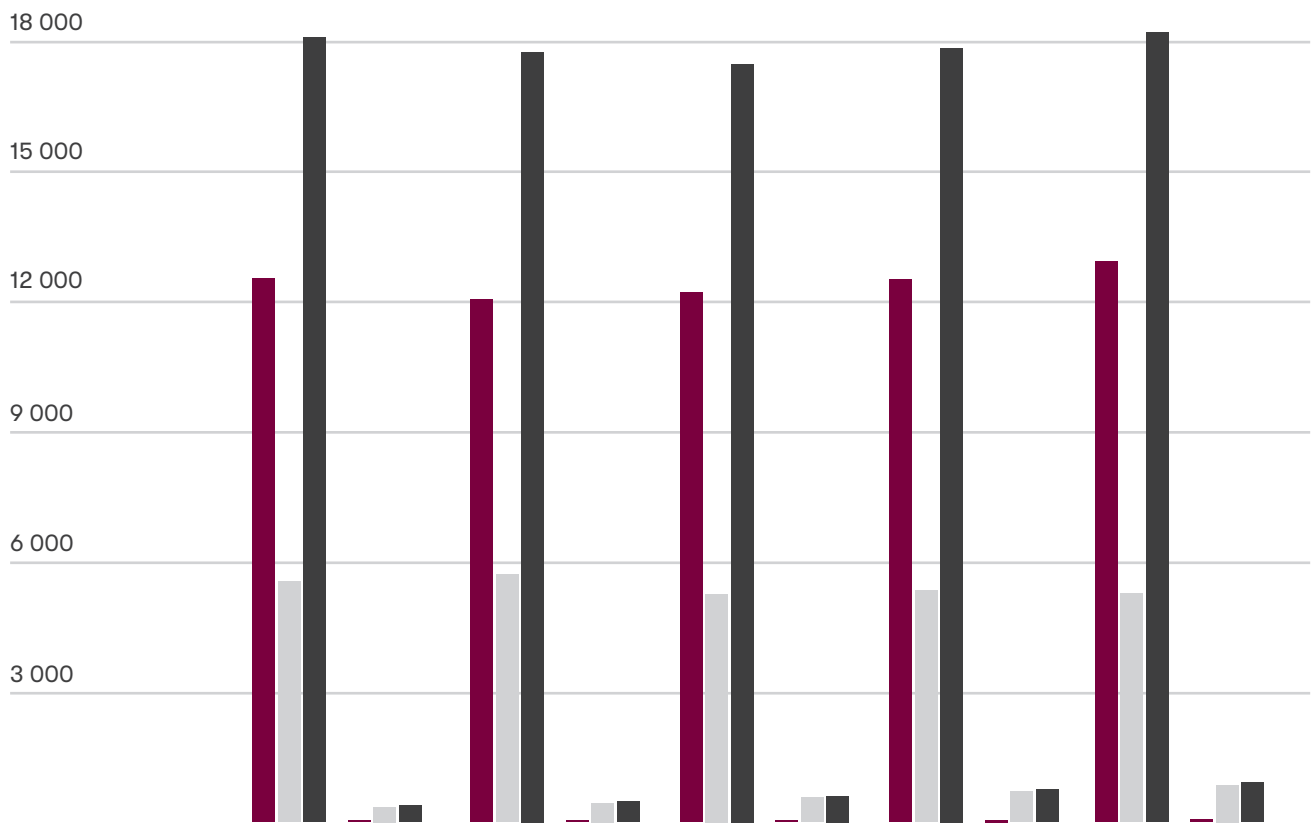


Distribution of SF and SNF study places	2015		2016		2017		2018		2019	
	SF	SNF	SF	SNF	SF	SNF	SF	SNF	SF	SNF
Women	8 022	3 688	7 681	3 750	7 828	3 381	8 057	3 400	8 415	3 332
Men	4 525	1 866	4 404	1 964	4 399	1 887	4 464	1 944	4 527	1 946
-of them foreign nationals	36	354	38	442	41	569	49	709	59	865
Total	12 547	5 554	12 085	5 714	12 227	5 268	12 521	5 344	12 942	5 278

**SF** - state funded study place.

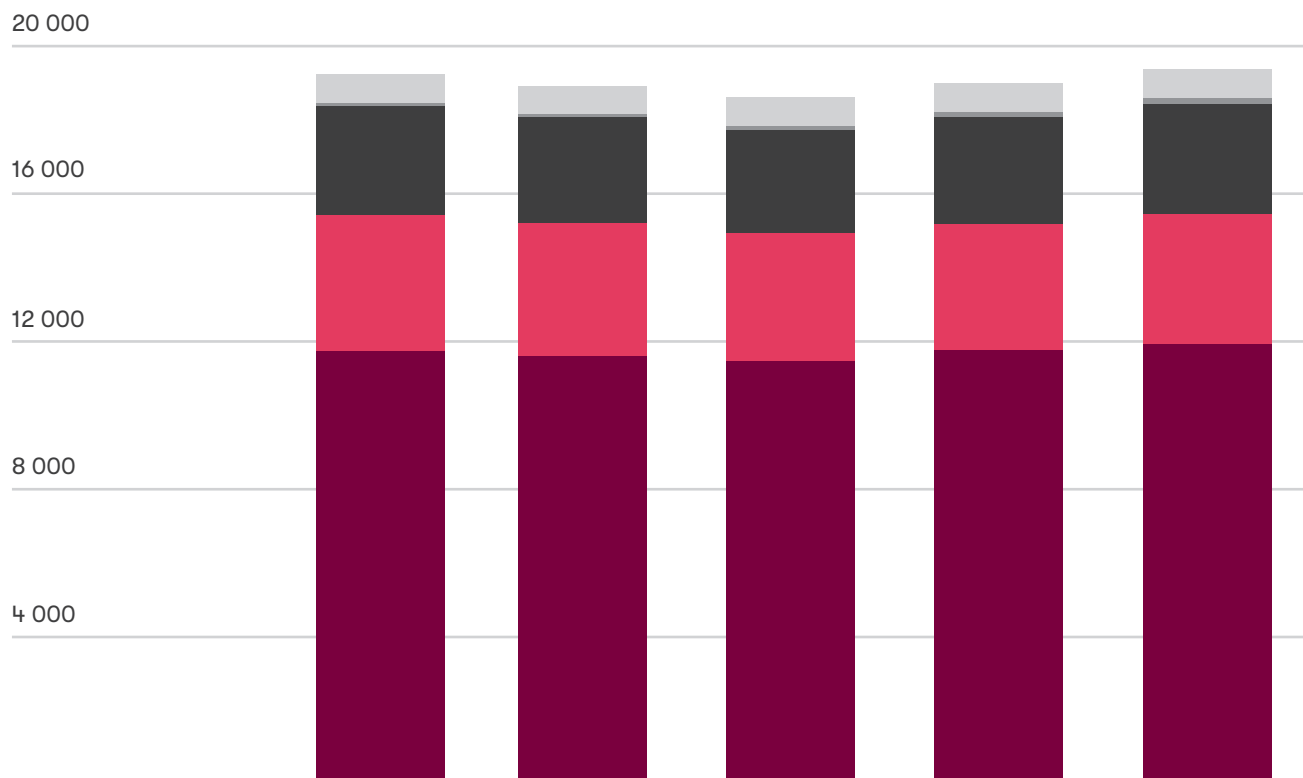
**SNF** - state non - funded study place.

## NUMBER OF INTERNATIONAL STUDENTS IN 2015–2019 BY TYPE OF FINANCING



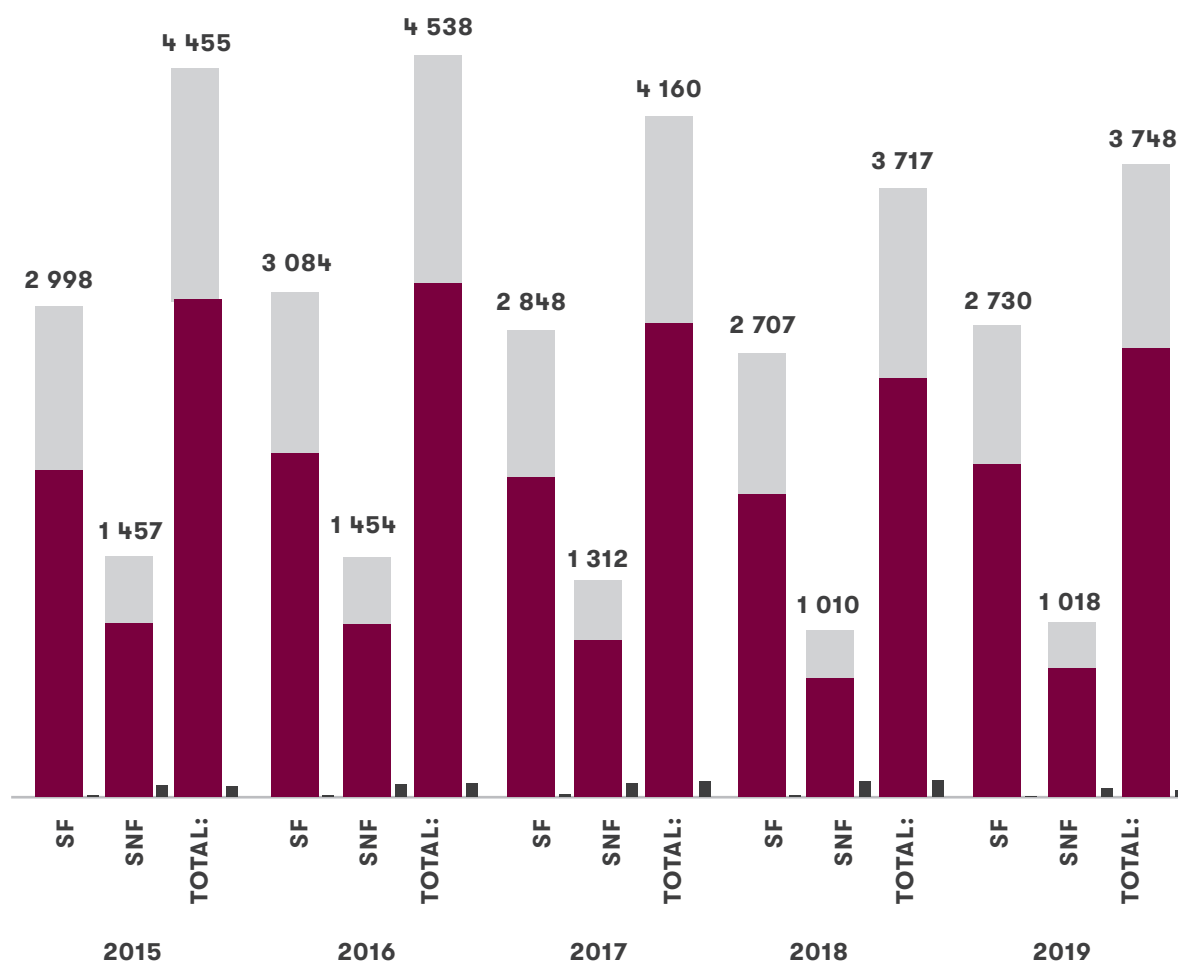
NUMBER OF GRADUATES	2015		2016		2017		2018		2019	
	TOTAL	INTERNATIONALS	TOTAL	INTERNATIONALS	TOTAL	INTERNATIONALS	TOTAL	INTERNATIONALS	TOTAL	INTERNATIONALS
Women	12547	36	12058	38	12227	41	12521	49	12942	59
Men	5554	354	5714	442	5268	569	5344	709	5278	865
<b>TOTAL:</b>	<b>18101</b>	<b>390</b>	<b>17772</b>	<b>480</b>	<b>17495</b>	<b>610</b>	<b>17865</b>	<b>758</b>	<b>18220</b>	<b>924</b>

**NUMBER OF STUDENTS IN 2015–2019  
BY STUDY CYCLE**



	2015	2016	2017	2018	2019
■ Bachelor	11515	11405	11255	11556	11717
■ Master	3641	3526	3365	3350	3470
■ Integrated	2914	2838	2798	2861	2933
■ Prof. pedagogics	31	30	77	98	100
■ Prof. residency	806	793	806	805	830

## NUMBER OF GRADUATES IN 2015–2019 BY TYPE OF FUNDING



Distribution of SF and SNF study places	2015			2016			2017		
	SF	SNF	TOTAL	SF	SNF	TOTAL	SF	SNF	TOTAL
TOTAL	2 998	1 457	4 455	3 084	1 454	4 538	2 848	1 312	4 160
Women	1 990	1 048	3 038	2 095	1 040	3 135	1 948	944	2 892
Men	1 008	409	1 417	989	414	1 403	900	368	1 268
-of them foreign nationals	11	54	65	7	76	83	11	87	98

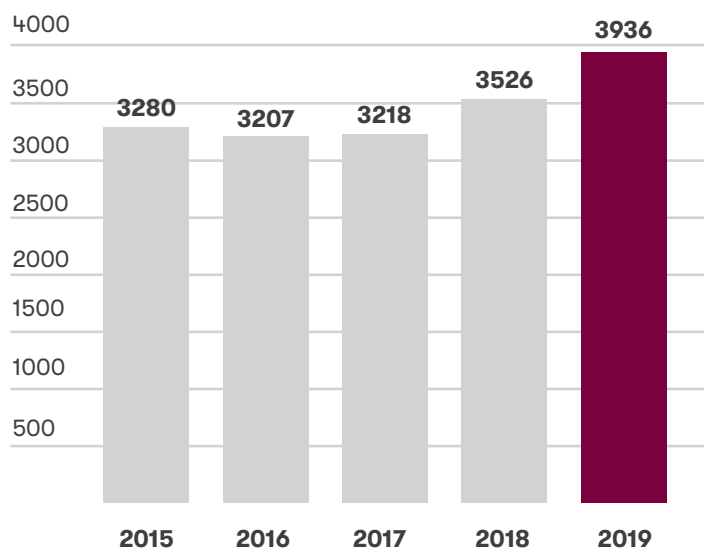
Distribution of SF and SNF study places	2018			2019		
	SF	SNF	TOTAL	SF	SNF	TOTAL
TOTAL	2 707	1 010	3 717	2 730	1 018	3 748
Women	1 842	710	2 552	1 902	705	2 607
Men	865	300	1 165	828	313	1 141

SF - state - funded study place.

SNF - state non - funded study place.



**NUMBER OF STUDENTS RECEIVING AN INCENTIVE SCHOLARSHIP FROM THE STATE BUDGET FOR ACADEMIC PERFORMANCE RESULTS IN 2015–2019**



**SCHOLARSHIPS GRANTED FROM VILNIUS UNIVERSITY FUNDS**

SCHOLARSHIP TITLE	THOUSAND EUR PER YEAR	NUMBER OF STUDENTS
Incentive scholarship	399,6	1146
One - off social grants	35,4	118
One - off targeted scholarships	118,7	834
One-time targeted scholarships from unit funds	2,4	8
Scholarship for the 440th anniversary of Vilnius University	78,2	100
Creativity School nominal scholarship	2,9	5
Other nominal scholarships	59,5	110

**SCHOLARSHIPS GRANTED FROM THE STATE BUDGET**

SCHOLARSHIP TITLE	THOUSAND EUR PER YEAR	NUMBER OF STUDENTS
Incentive scholarships	1 489,8	3936
Scholarships for professional pedagogy studies	69,5	141
Special needs allowances	39,1	67
Targeted allowances to partially reimburse study expenses	2,7	21
Nominal scholarships	90,9	97
Scholarships for doctoral students	82,3	113
Scholarships for international students	37,8	44

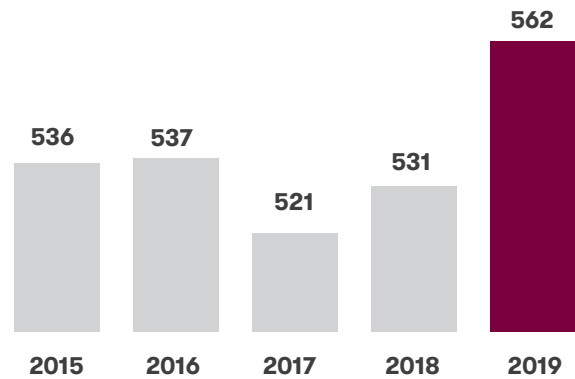
## SCHOLARSHIPS FROM THE SOCIAL PARTNERS

SCHOLARSHIPS FROM THE LOCAL / REGIONAL PRIVATE SECTOR	THOUSAND EUR PER YEAR	NUMBER OF STUDENTS
UAB Thermo Fisher Scientific Baltics nominal scholarship	The amount is confidential	38
UAB Eksma nominal scholarship	9,4	8
UAB MGF Šviesos konversija nominal scholarship	7,9	6
MG Baltic scholarship	3	3
Prof. K. Jankevičius nominal scholarship	2	2
UAB TELE2 nominal scholarship	2	3
A. Railaitė-Pranckevičienė nominal scholarship	1,6	2
V. P. Andriukaitis nominal scholarship	1,5	2
Law firm Motieka & Audzevičius nominal scholarships	1	1
UAB SK Impeks Medical Diagnostic Center nominal scholarship	1	1
UAB Wilibox nominal scholarship	1	2
A. Sniadeckis nominal scholarship	0,9	4
Nasdaq nominal scholarship	0,8	3
UAB Geoinžinerija nominal scholarship	0,2	1

SCHOLARSHIPS FROM FOREIGN SPONSORS	THOUSAND EUR PER YEAR	NUMBER OF STUDENTS
L. Derczanski Hamied nominal scholarship	4,5	2
E. ir V. Kadis scholarship	2,9	5
C. M. Gruodis Memorial Education Foundation scholarship	1,2	3
Dr. R. Gaška nominal scholarship	1	2
Cusabio nominal scholarship	0,9	1
Sophie Ambroza scholarship	0,5	2

SCHOLARSHIPS FROM OTHER SOCIAL PARTNERS	THOUSAND EUR PER YEAR	NUMBER OF STUDENTS
Education Exchange Support Fund Scholarships	102,2	44
Targeted scholarships for bachelor students in pedagogy	37,8	49
Erasmus +	1175	562

## OUTBOUND STUDENTS ACCORDING TO ERASMUS STUDY EXCHANGE (EXCLUDING DOCTORAL STUDENTS)



## TYPE OF EXCHANGE PROGRAM IN 2014–2019

TYPE OF EXCHANGE	2014–2015	2015–2016	2016–2017	2017–2018	2018–2019
Under bilateral university agreements	129	125	141	151	157
Erasmus+	406	480	538	538	540
Auditors	32	38	42	43	43
Lituanistic projects	37	0	0	17	28

## ERASMUS+ STUDENT EXCHANGE BY COUNTRY (INCOMING AND OUTBOUND) IN 2018-2019

COUNTRIES	INCOMING STUDENTS	OUTBOUND STUDENTS
Ireland		3
Albania	1	
Austria	2	10
Belgium	6	25
Bosnia and Herzegovina	1	
Bulgaria	2	1
Czech Republic	10	24
Denmark	3	10
Dominican Republic	2	
Egypt		1
Estonia		9
Greece	12	6
Spain	54	75
Italy	121	69
Israel		3
United Kingdom	1	7
Cyprus		6
Croatia	7	12

COUNTRIES	INCOMING STUDENTS	OUTBOUND STUDENTS
Latvia	1	3
Poland	18	17
Malta	3	2
Namibia	1	
Netherlands	13	22
Norway		14
Portugal	17	40
France	86	75
Romania	11	
Russia	2	1
Serbia	1	
Slovakia	14	8
Slovenia	4	16
Finland	2	15
Sweden		24
Switzerland		2
Turkey	61	14
Hungary	3	10
Germany	81	51
<b>TOTAL:</b>	<b>540</b>	<b>575</b>

## NUMBER OF GRADUATES BY STUDY PROGRAMS EMPLOYED IN LITHUANIA UNDER EMPLOYMENT CONTRACTS

### FIRST CYCLE STUDY PROGRAMS (YEAR OF GRADUATION: 2018)

STUDY PROGRAM	NUMBER OF EMPLOYED GRADUATES
English Philology	24
English and Other Foreign Language	29
English and Russian Languages	10
Archeology	11
Archivistics	2
Audiovisual Translation	21
High Tech Physics and Business	12
Asian Studies	14
Biochemistry	14
Bioinformatics	6
Biology	13
Chemistry	32
Data Science	7
Ecology	7
Econometrics	16
Economics	228
Economics and Management	9
Electronics and Telecommunication Technologies	10
Energy Physics	6
Ergotherapy	8
Philosophy	7
Finance and Insurance Mathematics	38
Physics	11
Genetics	11
Geography	19
Geology	6
Information Technologies	40
Informatics	44
Spanish Philology	13
History	22
Kinesitherapy	23
Classical (Latin and Ancient Greek) Philology	3
Computer Physics and Modeling	11
Cultural Information and Communication	32
Culture and Creative Industries Management	9
Cultural History and Anthropology	11

Creative Communication	24
Publishing and Advertising	17
Polish Philology	4
Lithuanian Philology	14
Lithuanian Philology and Advertising	11
Lithuanian Philology and a Foreign Language	13
Mathematics and Applied Mathematics	17
Meteorology and Hydrology	7
Microbiology	15
Molecular Biology	20
Nanomaterials Chemistry	13
Neurobiophysics	5
Political Sciences	70
French Philology	16
Software Systems	78
Psychology	40
Russian Philology	2
Scandinavistics	22
Social Politics	25
Social Work	6
Sociology	20
Applied Physics	24
International Tourism Business	1
International Business	29
Management	113
Business Finance	1
Business Information Management	38
Business Information Systems	14
Business Informatics	4
Translation	23
Public Health	23
German Philology	4
Knowledge and Innovation Management	22
Journalism	28

## INTEGRATED STUDY PROGRAMS (YEAR OF GRADUATION: 2018)

STUDY PROGRAM	NUMBER OF EMPLOYED GRADUATES
Medicine	150
Odontology	31
Law	121

## SECOND CYCLE STUDY PROGRAMS (YEAR OF GRADUATION: 2018)

STUDY PROGRAM	NUMBER OF EMPLOYED GRADUATES
Analytical Journalism	3
Anglistics	3
English Linguistics	1
Environmental Science and Management	4
Accounting and Audit	26
Accounting, Finance and Banking	13
Archeology	4
Audiovisual Translation	4
Banking	9
Criminal Justice	9
General Linguistics	3
Biochemistry	15
Biophysics	9
Biodiversity	7
Chemistry	20
Professional (legal) language	8
Communication for sustainable development	7
Educational and Child Psychology	7
Educology	8
Ecology	5
Economic analysis	17
Electronics and Telecommunication Technologies	3
European Integration and Economic Policy	13
European Union Business Law	8
European Studies	7

Finance and Banking	31
Finance and Insurance Mathematics	18
Genetics	9
Geography and Spatial Planning	6
Geology	4
Life and Chemical Physics	4
Global Business and Economics	4
Hydrogeology and Engineering Geology	4
Hydrometeorology	3
Information Systems Management	9
Informatics	6
History	15
Linguistics	3
Cartography	10
Classical studies	3
Clinical Psychology	22
Quality Management	14
Computer Modeling	15
Communication Sciences	8
Creative Business	3
Lazer Physics and optical technologies	14
Lazer Technology	11
Literature Anthropology and culture	6
Marketing and Sales Management	8
Mathematics	2
Medical Biology	18
Medical Genetics	8
Materials Science and Semiconductor Physics	3
Art Management	7
Art Therapy	7

Microbiology	9
Modeling and Data Analysis	9
Molecular Biology	8
Nanomaterials Chemistry	6
Neurobiology	3
Optoelectronic Materials and Technologies	6
Organisational Psychology	9
Heritage Information and Communication	4
Heritage Protection	16
Politics and Media	5
Software Systems	11
Religious Studies	2
Marketing and intergated communication	22
Marketing Analytics	1
Public Relations	12
Regional Studies of East Europe and Russia	4
Russian Linguistics	4
Semiotics	3
Digital Marketing	6
Social Policy	7
Social Work	8
Sociology	11
Sociologija ir kriminologija	6
Strategic InformationSystems Management	5
Health Psychology	9
Modern Asian Studies	6
Contemporary Politics Studies	6

Applied Physical Activity	5
International and European Union Law	1
International Communication	10
International Project Management	6
International Relations and Diplomacy	21
International Business Finance	9
International Business Management	4
International Marketing and Commerce	3
International Business and Law	1
Legal Psychology	3
Theoretical Physics and Astrophysics	5
State Economic Policy	7
Business Administration	3
Business Economics	24
Business Information Systems	3
Business Informatics	6
Business Process Management	12
Business Development	10
Translation	3
Public Law	4
Public Discourse Linguistics	3
Public Policy Analysis	7
Public Health	16
Knowledge Management and Leadership	6
Human Resources Management	12

## THE BEST LECTURERS OF VILNIUS UNIVERSITY IN 2019

- Assist. Dr. Martynas Misevičius (Faculty of Chemistry and Geosciences);
- Assoc. Prof. Dr. Giedrė Dzemydaitė (Faculty of Economics and Business Administration);
- Lect. Dr. Kęstutis Aidas (Faculty of Physics);
- Lect. Birutė Ona Palovienė (Faculty of Philology);
- Prof. Dr. Roma Jusienė (Faculty of Philosophy);
- Prof. Dr. Rimvydas Petrauskas (Faculty of History);
- Lect. Vilmantas Gėgžna (Life Sciences Center);
- Lect. Asta Urbanavičiūtė-Globienė (Communication Faculty);
- Lect. Dr. Darius Dilijonas (Kaunas Faculty);
- Lect. Irus Grinis (Mathematics and Informatics Faculty);
- Assoc. Prof. Dr. Vytautas Tutkus (Faculty of Medicine);
- Junior Assist. Augustė Dementavičienė (Institute of International Relations and Political Science);
- Prof. Dr. Vytautas Mizaras (Teisės fakultetas);
- Prof. Dr. Mindaugas Laužikas (Business School).

# UNIVERSITY COMMUNITY

In 2019, the community of Vilnius University was growing in terms of the number and quality of activities: the number of the academic staff increased, and a larger number of first year students was admitted.

In line with the introduction of the new procedure of competitions and certifications, the selection for the highest academic positions has intensified, the number of professors who have reached the category of distinguished professors has increased, and more partnership lecturers, who are prominent practitioners known in Lithuania, have become involved.

In 2019, the number of volunteers and students of the University was increasing, and the competence of university managers of various levels increased, with the active involvement in management training.

For the first time, a unified practice of individualising studies for students with disabilities and individual needs has emerged at the university.

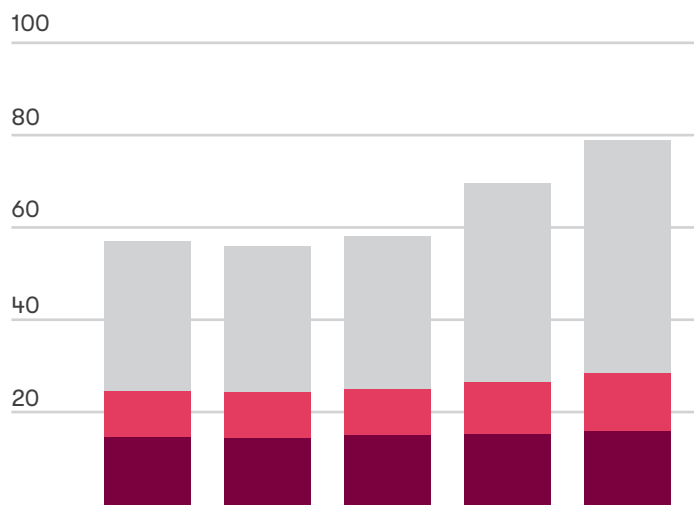
In 2019, much attention was paid to transparent remuneration systems and incentives for researchers for their scientific achievements. The reorganisation of the remuneration system for non-academic staff, which lasted for several years, was fully completed: the salaries of non-academic staff in academic units have been raised, and the salaries of academic staff have risen by up to 20% after receiving a special state grant.

New self-expression and support services for university students and staff have emerged.

In 2019, the implementation of the diversity and equal opportunities policy was started at the University for the first time, and the VU Diversity and Equal Opportunities Strategy for 2020–2025 was developed and approved by the VU Senate.

The year 2019 was exceptional for the VU community - it celebrated its 440th anniversary. The most valuable gift from the university community on the occasion is 100 social scholarships for the first year students entering the university to reduce social exclusion and enable young people from financially disadvantaged backgrounds to pursue higher education.

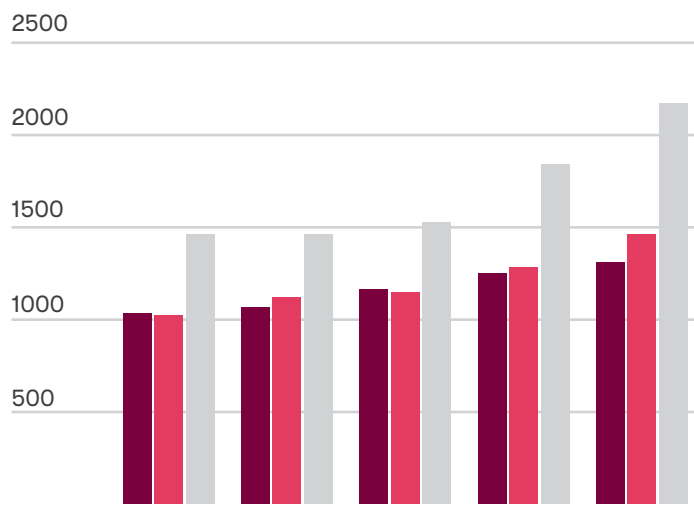
## REMUNERATION COSTS



	2015	2016	2017	2018	2019
CNU/CA*	14,6	14,44	15,02	15,32	15,86
Non-academic staff of CAU	9,9	9,88	9,91	11,1	12,47
Academic staff of CAU	32,43	31,51	33,06	43,14	50,66

\*CNU – Core Non-Academic Unit/Central Administration

## AVERAGE REMUNERATION OF EMPLOYEES



	2015	2016	2017	2018	2019
CNU/CA*	1028	1065	1162	1245	1307
Non-academic staff of CAU	1022	1119	1141	1279	1459
Academic staff of CAU	1457	1456	1523	1835	2165

\*CNU – Core Non-Academic Unit/Central Administration



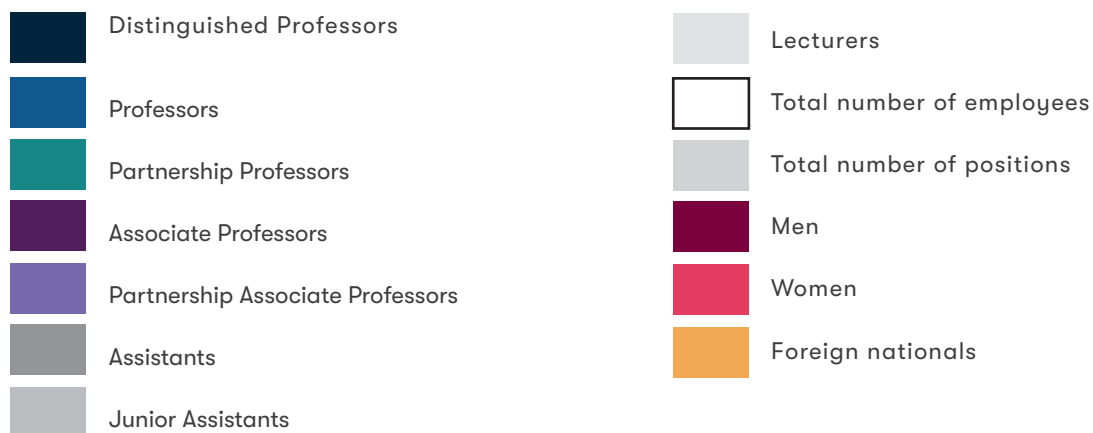
## TOTAL NUMBER OF EMPLOYEES AT THE UNITS ON 31 DECEMBER 2019

Employees

Positions

UNITS	TOTAL (IN)		ACADEMIC STAFF		NON-ACADEMIC STAFF	
	Employees	Positions	Employees	Positions	Employees	Positions
<b>Rector, Vice-Rector, Pro-Rectors, Chancellor</b>	6	6	6	6	0	0
<b>ACADEMIC UNITS</b>						
Chemistry and Geosciences Faculty	194	152,96	142	109,77	52	43,19
Economics and Business Administration Faculty	161	117,33	129	85,31	32	32,02
Philology Faculty	365	293,5	309	248,65	56	44,85
Philosophy Faculty	281	195,92	219	150,68	62	45,24
Physics Faculty	360	321,62	251	239,64	109	81,98
Life Sciences Center	452	392,77	310	266,88	142	125,89
History Faculty	93	66,16	74	52,16	19	14
Kaunas Faculty	130	98,01	94	59,23	36	38,78
Communication Faculty	123	77,95	101	58,14	22	19,81
Mathematics and Informatics Faculty	288	227,37	228	177,81	60	49,56
Faculty of Medicine	1028	546,94	875	416,86	153	130,08
International Relations and Political Science Institute	68	52,81	51	38,25	17	14,56
Law Faculty	145	85,28	120	61,47	25	23,81
Business School	63	31,92	43	11,96	20	19,96
<b>NON-ACADEMIC UNITS</b>						
Dormitory Centre	96	95,25	0	0	96	95,25
Library	184	179	0	0	184	179
Botanical Garden	88	89,23	4	4,75	84	84,48
Central Administration	251	236,09	0	0	251	236,09
Information Technology Services Centre	66	62,87	0	0	66	62,87
Confucius Institute	5	2,5	3	0,5	2	2
Cultural Centre	44	30	0	0	44	30
Training and Internship Bases Centre	26	25,25	0	0	26	25,25
Planetarium	10	8,25	0	0	10	8,25
Assets Management and Services Centre	234	232,25	0	0	234	232,25
Vilnius University Publishing House	16	13,63	0	0	16	13,63
Vilnius University Museum	7	7,07	0	0	7	7,07
VU Health and Fitness Centre	39	35,42	0	0	39	35,42
<b>Total:</b>	<b>4823</b>	<b>3683,35</b>	<b>2959</b>	<b>1988,06</b>	<b>1864</b>	<b>1695,29</b>

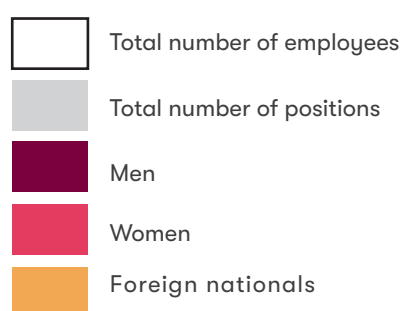
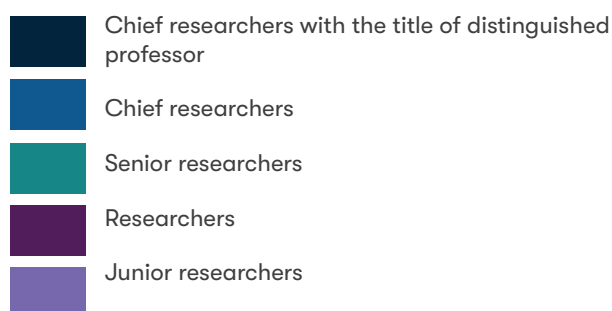
## NUMBER OF LECTURERS IN THE UNITS ON 31 DECEMBER 2019



### UNITS

UNITS	Distinguished Professors	Professors	Partnership Professors	Associate Professors	Partnership Associate Professors	Assistants	Junior Assistants	Lecturers	Total number of employees	Total number of positions	Men	Women	Foreign nationals
Chemistry and Geosciences Faculty	0	33	0	36	1	27	4	19	<b>120</b>	<b>84,26</b>	74	46	0
Economics and Business Administration Faculty	0	19	0	33	2	11	15	20	<b>100</b>	<b>67,08</b>	50	50	0
Philology Faculty	1	28	0	61	0	54	20	127	<b>291</b>	<b>240,3</b>	63	228	30
Philosophy Faculty	1	23	0	62	1	45	14	44	<b>190</b>	<b>128,52</b>	59	131	3
Physics Faculty	1	21	1	33	0	4	5	10	<b>75</b>	<b>57,22</b>	60	15	1
Life Sciences Center	0	21	0	26	0	13	15	14	<b>89</b>	<b>62,71</b>	43	46	0
History Faculty	0	9	0	24	0	14	1	4	<b>52</b>	<b>40,5</b>	35	17	0
Kaunas Faculty	1	17	1	22	1	12	11	20	<b>85</b>	<b>47,09</b>	24	61	1
Communication Faculty	0	9	0	17	10	11	4	44	<b>95</b>	<b>52,97</b>	43	52	1
Mathematics and I faculty	0	0	0	0	0	0	0	3	<b>3</b>	<b>0,5</b>	1	2	3
Faculty of Medicine	0	21	10	32	11	35	19	38	<b>166</b>	<b>111,3</b>	140	26	1
Institute of international Relations Sciences institute	0	76	5	108	1	145	61	384	<b>780</b>	<b>353,49</b>	286	494	4
Law Faculty	0	10	2	12	3	7	7	7	<b>48</b>	<b>34,75</b>	34	14	0
Business School	0	10	9	26	3	12	8	43	<b>111</b>	<b>54,55</b>	65	46	0
<b>TOTAL:</b>	<b>0</b>	<b>3</b>	<b>0</b>	<b>6</b>	<b>11</b>	<b>0</b>	<b>0</b>	<b>21</b>	<b>41</b>	<b>9,96</b>	<b>23</b>	<b>18</b>	<b>0</b>

## NUMBER OF RESEARCHERS IN UNITS BY POSITION ON 31 DECEMBER 2019



UNITS	Positions					Employees				
	Chief researchers with the title of distinguished professor	Chief researchers	Senior researchers	Researchers	Junior researchers	Total number of positions	Men	Women	Foreign nationals	
Botanical Garden	0	1	1	2	0	4	4,75	2	2	1
Chemistry and Geosciences	0	1	3	7	9	20	22,26	3	17	1
Economics and Business Adminis-	0	5	5	5	10	25	14,23	18	7	12
Philology Faculty	0	5	2	2	2	11	3,85	4	7	5
Philosophy Faculty	0	5	6	5	10	26	16,16	11	15	4
Physics Faculty	1	24	51	61	35	172	175,02	144	28	8
Life Sciences Center	4	18	45	70	80	217	198,92	101	116	5
History Faculty	0	6	1	4	8	19	8,66	10	9	8
Kaunas Faculty	0	0	2	4	0	6	7,14	2	4	2
Communication Faculty	0	1	1	1	0	3	2,17	3	0	0
Confucius Institute	0	0	0	0	0	0	0	0	0	0
Mathematics and Informatics	0	15	20	16	9	60	60,93	41	19	2
Faculty of Medicine	0	16	14	30	29	89	57,62	39	50	9
Institute International Relations and Political Science	0	0	0	0	0	0	1	0	0	0
Law Faculty	0	1	1	0	4	6	3,92	3	3	0
Business School	0	0	0	0	0	0	0	0	0	0
<b>TOTAL:</b>	<b>5</b>	<b>98</b>	<b>152</b>	<b>207</b>	<b>196</b>	<b>658</b>	<b>576,63</b>	<b>381</b>	<b>277</b>	<b>57</b>

**COMPOSITION OF NON-ACADEMIC STAFF IN UNITS ON 31 DECEMBER 2019 (BY POSITION GROUPS)**

	TOTAL		HEADS OF THE UNITS		SPECIALISTS		NON-QUALIFIED STAFF		FOREIGN NATIONALS
	EMPLOYEES	POSITIONS	M	F	M	F	M	F	
<b>ACADEMIC UNITS</b>									
Chemistry and Geosciences Faculty	52	43,19	0	2	17	33	0	0	0
Economics and Business Administration Faculty	32	32,02	0	0	4	28	0	0	0
Philology Faculty	56	44,85	0	0	13	43	0	0	0
Philosophy Faculty	62	45,24	0	2	9	51	0	0	0
Physics Faculty	109	81,98	0	0	75	34	0	0	1
Life Sciences Center	142	125,89	0	2	42	95	3	0	1
History Faculty	19	14	0	0	8	11	0	0	1
Kaunas Faculty	36	38,78	1	2	5	15	7	6	0
Communication Faculty	22	19,81	0	0	5	17	0	0	1
Mathematics and Informatics Faculty	60	49,56	1	1	26	32	0	0	1
Medicine Faculty	153	130,08	0	3	28	121	1	0	1
International Relations and Political Science Institute	17	14,56	0	0	6	11	0	0	0
Law Faculty	25	23,81	0	0	5	20	0	0	0
Business School	20	19,96	0	0	7	13	0	0	0
<b>NON-ACADEMIC UNITS</b>									
Dormitory Centre	96	95,25	5	0	6	4	44	37	0
Library	184	179	1	13	32	135	1	2	1
Botanical Garden	84	84,48	2	3	7	28	20	24	1
Central Administration	251	236,09	7	30	32	182	0	0	1
Information Technologies Service Centre	66	62,87	5	3	40	18	0	0	0
Confucius Institute	2	2	1	0	0	1	0	0	0
Cultural Centre	44	30	0	1	19	22	0	2	0
Training and Internship bases Centre	26	25,25	0	1	1	6	6	12	7
Planetarium	10	8,25	0	1	4	1	0	4	0
Assets Management and Services Centre	234	232,25	4	3	47	9	89	82	0
Vilnius University Publishing House	16	13,63	1	0	4	11	0	0	0
Vilnius University Museum	7	7,07	1	0	0	6	0	0	0
Health and Sports Centre	39	35,42	0	1	12	12	11	3	0
<b>TOTAL:</b>	<b>1864</b>	<b>1695,29</b>	<b>29</b>	<b>68</b>	<b>454</b>	<b>959</b>	<b>182</b>	<b>172</b>	<b>16</b>

# OTHER EDUCATIONAL AND CULTURAL ACTIVITIES

The objectives set in the mission of Vilnius University to enhance the cognitive and creative capacities of Lithuania and the world, to foster academic and other spiritual and social values, to educate active and responsible citizens of the Lithuanian state and society leaders have been also actively implemented by non-academic units and non-profit communities - Vilnius University Professors Emeritus Club, Vilnius University Alumni Association, Vilnius University Clinic of Law, Vilnius University Student Representation, student research societies, etc.

During the reporting year, the focus was on activating the Alumni Network, and the alumni platform [vu.lt/alumni](http://vu.lt/alumni) was tested and introduced to new alumni and the community. At the end of the year, 2407 members had registered on the platform. Automatic registration was completed: the system verifies the identity of the alumni in the newly computerised alumni database and VUSIS. A system of discounts for VU services for alumni has also been launched.

In order to ensure the public availability of the University's heritage, in 2019, anthropological research and repair works were completed in the basement of St. John's Church, the premises are suitable for visiting. Excursions are available on six routes and a sketch project of the exhibition was prepared. The audio guide script creation service and the audio guide equipment were purchased. The 29th Baltic History Science Conference was held and it was a success. The publicity of the University's heritage was also actively continued by the VU Library, which hosted events presenting the cultural heritage protected in the VU Library. The number of visitors to the Library's events in 2019 reached 4424 participants, which is 21 percent more than in 2018. Also, in 2019 the Library joined the international art and culture platform Google Arts & Culture, and started to work actively on the development of virtual exhibitions.

Continuing the tradition of academic publishing since 1575, Vilnius University Publishing House published 64 new books in 2019 (including 17 monographs and research studies, 22 study publications, 5 sets of articles, 7 information publications, etc.). The Publishing House's book distribution network encompassed 8 new booksellers. The first audio book

in history was published. In 2019, the VU Publishing House became a member of the Initiative for Open Citations, all 27 journals that meet the criteria were registered in the Global Directory of Open Access Journals.

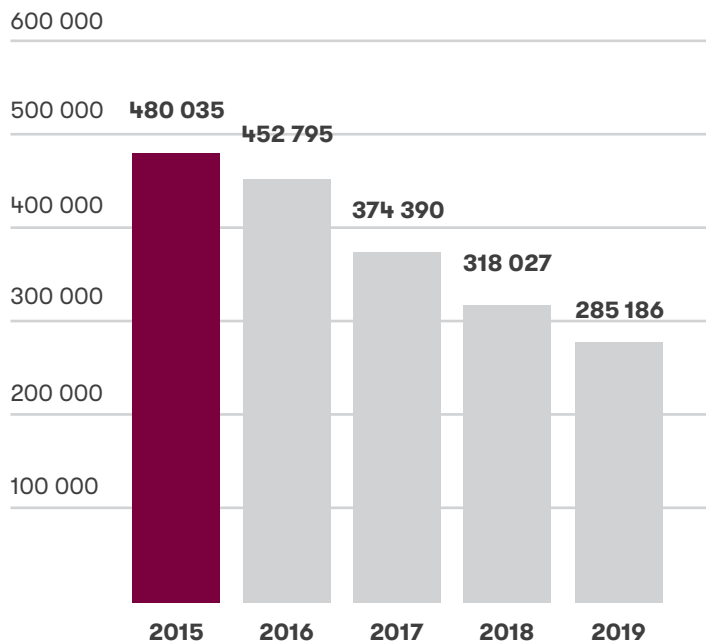
Confucius Institute: In 2019, 20 students participated in summer courses in China, and 5 students won Confucius Institute scholarships.

In 2019, the Botanical Garden paid special attention to improving the quality of plant collections: the guidelines for the development of garden plant collections were revised; the methodology for the evaluation of collections was improved and the evaluation of 80% of the samples of plants registered in the garden was carried out, on the basis of which the work on the transformation and optimisation of these collections and expositions was started; work on improving the documentation of registered plant samples, aerialisation of garden area plans and plant layout prepared on the basis of GIS was continued, plant expositions were reorganized, developed, and the general infrastructure was improved. In addition, in 2019, the Botanical Garden was also assigned to assume the responsibility of the maintenance of greenery and forests of more than 100 ha in the territories of other university units.

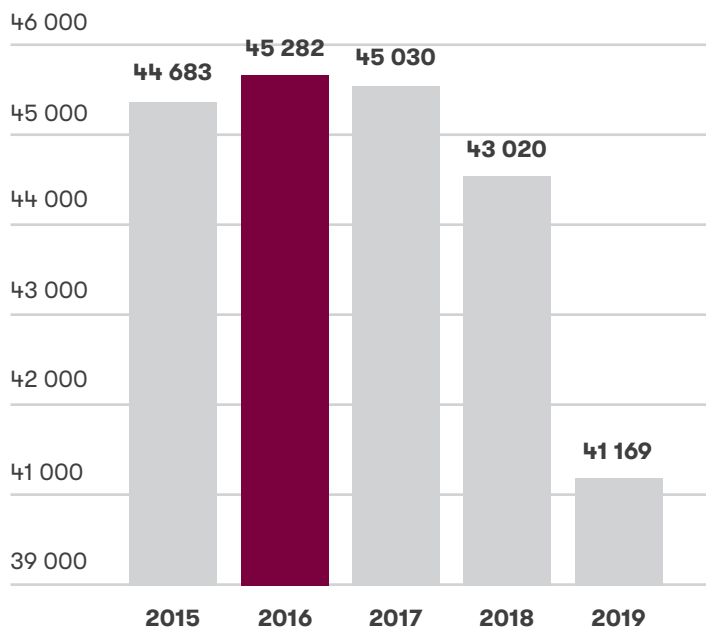
The Cultural Center launched three new artistic activities and implemented two additional educational projects to promote community creativity. In order to preserve the traditions of the University, the Center held 160 events of various cultural nature, promoted interdisciplinary project activities, such as "Klasika visiems 2019" (Classic for all in 2019) - O. Gjeilo, "Saulėtekio mišios" (Sunrise Mass), a creative educational initiative Vivat Academia or "Gyvieji vargonai" (Living Organ).

In 2019, the University teams (about 340 members, 22 teams) trained and supervised by the coaches of the Health and Sports Center successfully performed in the Lithuanian Student Championships: they became champions in 11 sports, 5 vice-champions and 4 bronze medal winners. In 2019, preparatory work was carried out, all of which by 2020, will make sports and health services easier to manage and more modern.

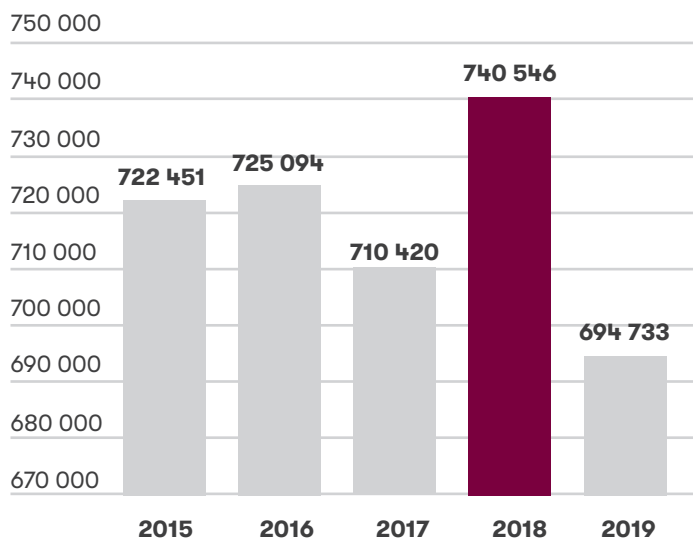
**DYNAMICS OF THE TRADITIONAL INFORMATION RESOURCES OUTPUT IN 2015–2019**



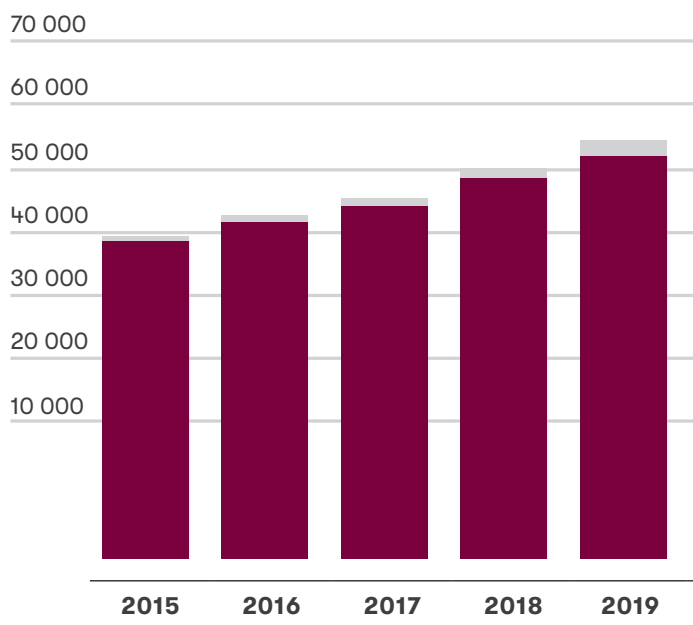
**REGISTERED USERS OF VILNIUS UNIVERSITY LIBRARY IN 2015–2019**



**USER VISITS TO SCIENTIFIC COMMUNICATION AND INFORMATION CENTER IN 2014–2018**

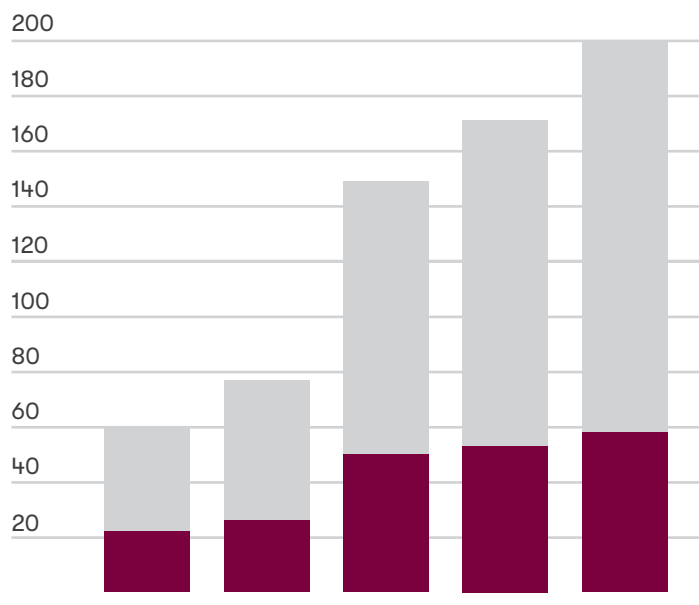


**ENTRIES REGISTERED IN THE ELABA SYSTEM WITH FULL-TEXT DOCUMENTS**



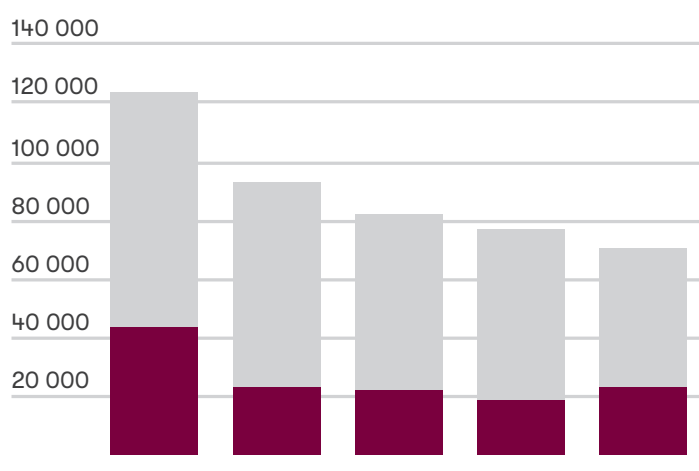
■ Total number of entries in eLABa	49 500	52 488	54 945	59 412	62 792
■ VU entries with full-text documents	717	1 019	1 299	1 545	2 397

## NUMBER OF DATA SETS LOADED INTO MIDAS IN 2015–2019



	2015	2016	2017	2018	2019
Published research, pcs.	22	26	50	53	58
Unpublished research, pcs.	38	51	99	118	142
<b>TOTAL</b>	<b>60</b>	<b>77</b>	<b>149</b>	<b>171</b>	<b>200</b>

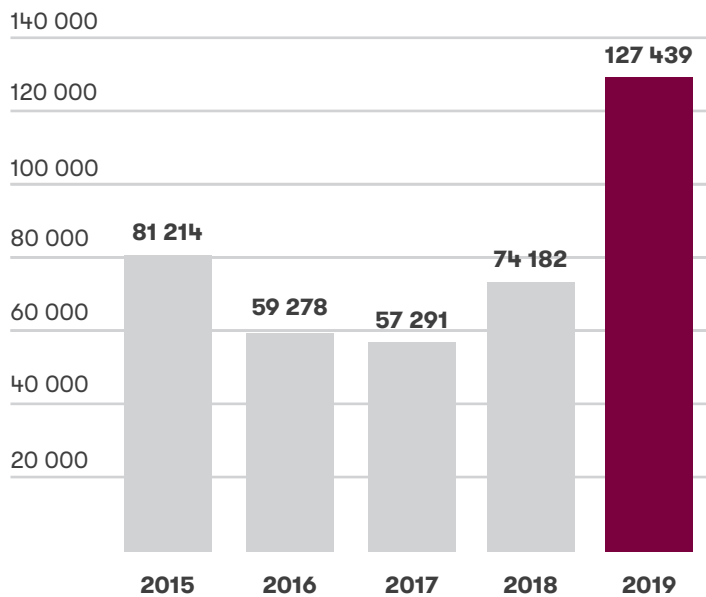
## NUMBER OF DOCUMENTS INCLUDED IN THE ELECTRONIC CATALOGUE OF THE VILNIUS UNIVERSITY LIBRARY IN 2015–2019



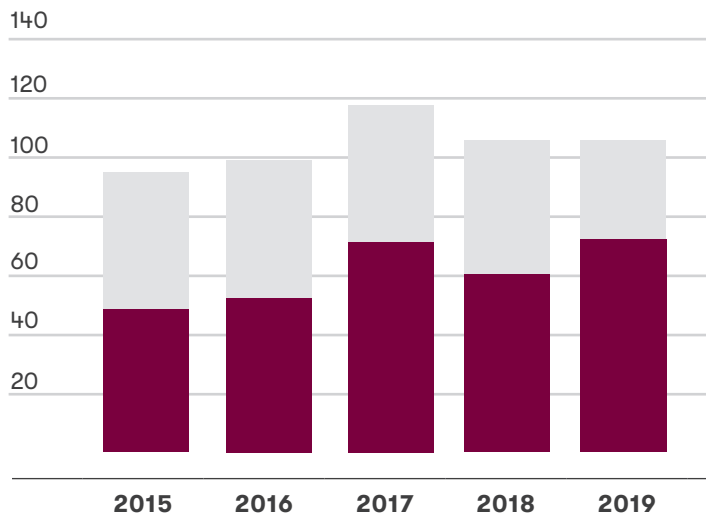
	2015	2016	2017	2018	2019
Number of newly received documents, pcs.	43407	23261	21933	18739	22286
Inclusion of the old VUL foundation in the e-catalogue, pcs.	80105	69628	60116	58171	48026



**DIGITAL COPIES OF DOCUMENTS PREPARED FOR ARCHIVES AND ACCESS STORED IN THE LIBRARY IN 2015–2019**

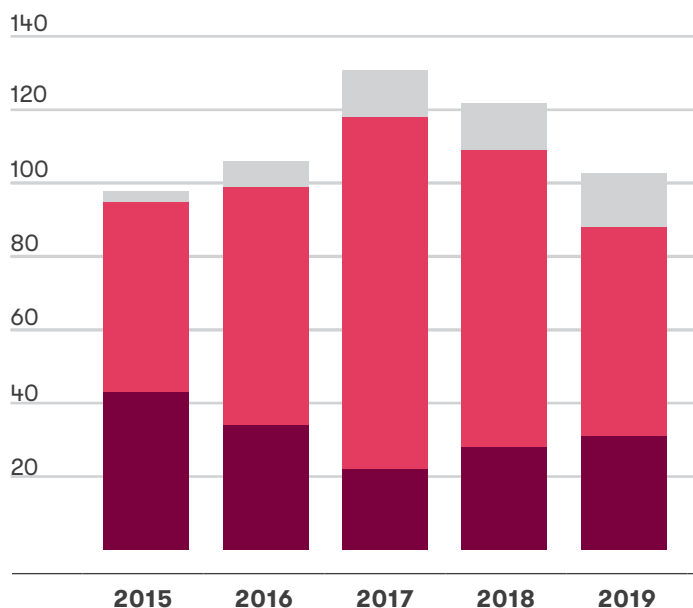


**NUMBER OF EVENTS AND EXHIBITIONS IN VU LIBRARY IN 2015–2019**



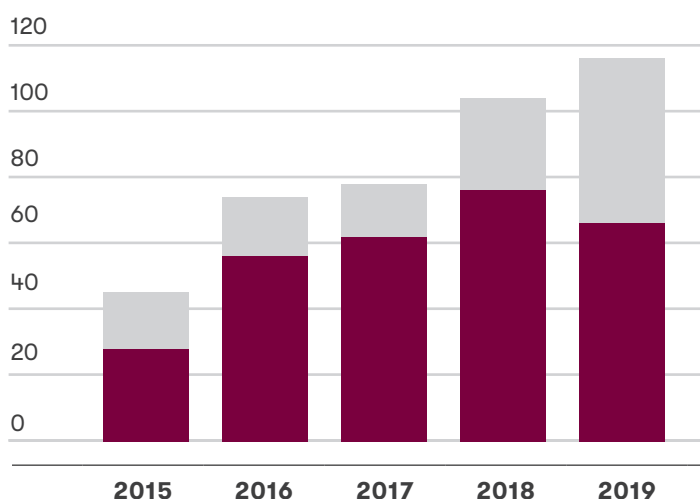
	2015	2016	2017	2018	2019
Events	48	52	71	60	70
Exhibitions	47	47	47	46	36

**NUMBER OF EVENTS AND EXHIBITIONS BY THEME IN 2015–2019**



	2015	2016	2017	2018	2019
■ Presenting the cultural heritage stored in the VU library	43	34	22	28	31
■ Organized in cooperation with other VU units	52	65	96	81	57
■ Other events (meetings-discussions with authors, researchers, cultural representatives, presentation of books)	3	7	13	13	15

**PUBLIC, NON-COMMERCIAL EVENTS HELD FOR THE GENERAL PUBLIC AT VU BOTANICAL GARDEN IN 2015-2019**



	2015	2016	2017	2018	2019
■ Number of cultural and sports events	28	56	62	76	66
■ Number of educational events	17	18	16	28	50

## ACTIVITIES AND VISITOR FLOWS AT VILNIUS UNIVERSITY MUSEUM

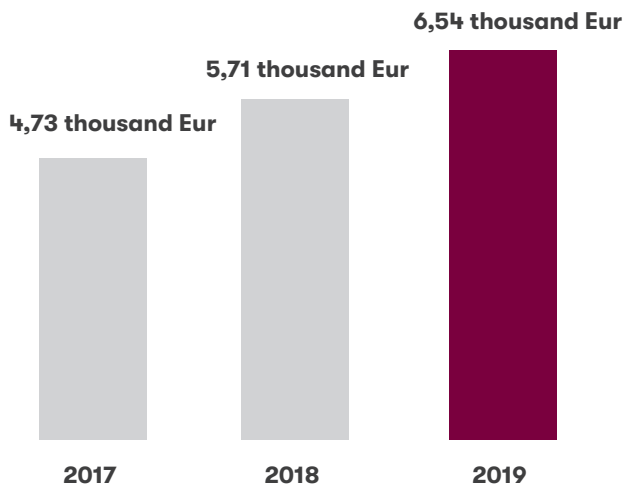
PROJECT TYPE	VISITOR FLOWS (NUMBER OF VISITORS)				
	2015	2016	2017	2018	2019
Individual visits to the Bell Tower of St. John's Church	29761	30129	28952	59916	58740
Individual visits to the Vilnius University architectural ensemble	55 825	69 523	71793	79152	78901
Mobile exhibition "Exciting History of VU "istorija", Presentation to secondary school students	4193	1600	-	-	-
Project "Erdvėlaivis žemė" (Spacecraft Earth)	40	40	40	120	75
Excursions VU 440					400
Specialised excursions	16	18	35	14	70
Opening ceremony of the exhibition "Steponas Batoras University of 1919–1939"					94
Museum night					160
BCHS'29 International Conference					62
Student Integration Week: Tours OPEN VU		180	300	265	445

## CHARACTERISTICS OF THE EXHIBITS AT THE MUSEUM OF VILNIUS UNIVERSITY

MUSEUM EXHIBITS	2015	2016	2017	2018	2019
Total number of exhibits in the museum collections	6216	7287	7385	7408	7467
Number of exhibits purchased/received for the reporting period	3	1071	98	23	62
Number of exhibits listed in LIMIS (metadata)	196	105	84	65	201
Number of digitized exhibits for the reporting year (pictures)	0	198	141	66	0
Number of restored exhibits	5	0	0	0	-
Number of written off exhibits for the reporting year	0	0	0	0	-
Number of installed exhibitions	1	-	-	1	1
Number of exhibitions installed on cooperation basis	-	-	-	-	2

# INFRASTRUCTURE AND ASSETS MANAGEMENT

## REVENUE OF VILNIUS UNIVERSITY PER STUDENT

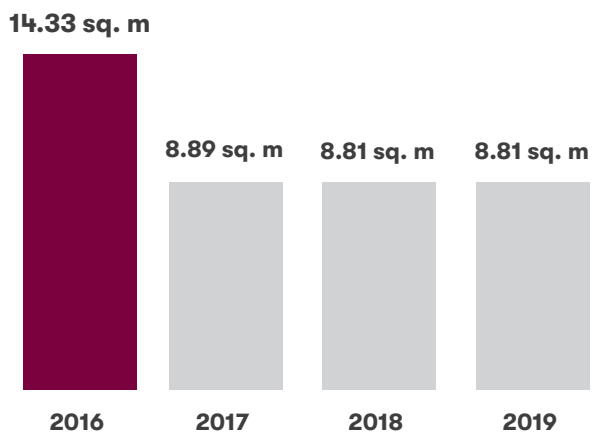


The improved financial position of VU enables the University to refine its strategic development directions and make appropriate decisions that ensure long-term efficiency.

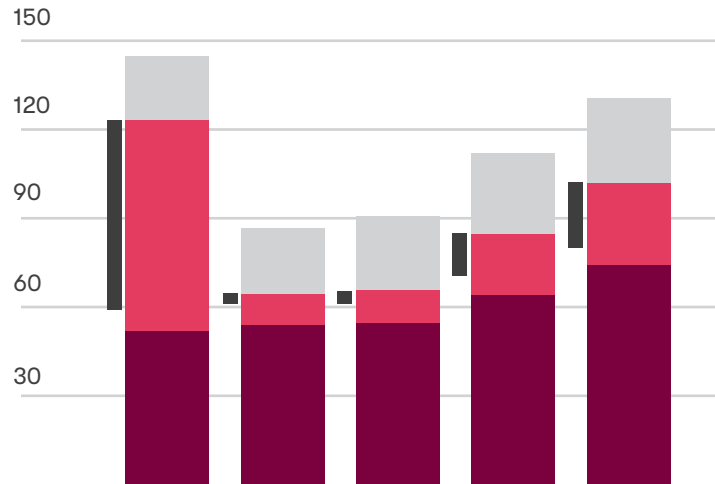
It is planned to expand the University's digitization not only by completing the development of information systems (HRMIS, development of Avily's), but also by implementing new projects, such as the implementation of a new study system (VUSIS 3), multifunctional portal, IT and organizational solutions to improve remote learning opportunities, etc.

Improving the infrastructure of dormitories for VU students is becoming an increasingly important priority, envisaging a purposeful, versatile development of services focused on the needs of various groups of students.

## TOTAL AREA OF PREMISES PER STUDENT

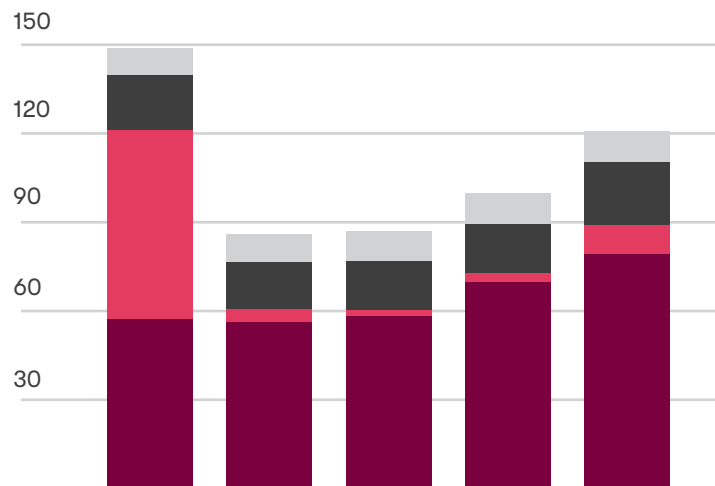


**UNIVERSITY FUNDING, REVENUE AND OTHER INCOME IN 2015 - 2019 (IN MILLIONS EUR)**



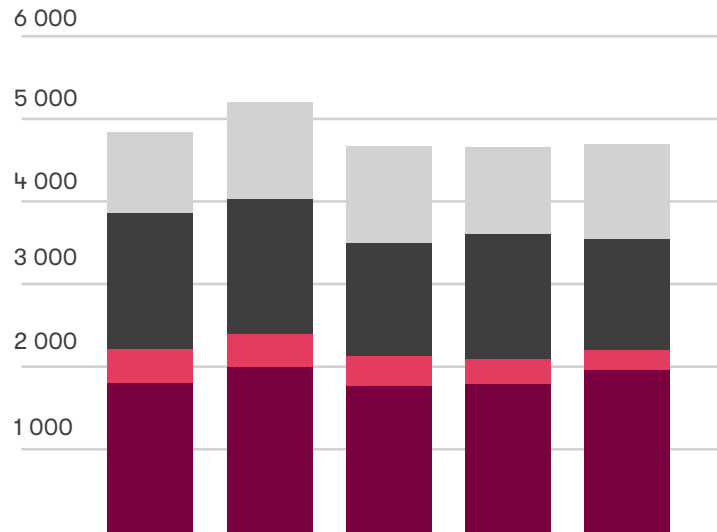
	2015	2016	2017	2018	2019
■ State budget appropriations	51,57	53,61	54,49	63,75	73,74
■ Other state target funds	70,61	10,64	10,86	20,61	27,72
■ -of which EU funds support to the European Economic Area	64,42	3,48	4,42	14,40	22,46
■ Non-budgetary funds (own resources and other transfer funds, support)	21,56	21,95	25,05	26,92	28,16
<b>TOTAL:</b>	<b>143,74</b>	<b>86,20</b>	<b>90,40</b>	<b>111,28</b>	<b>129,62</b>

**STRUCTURE OF UNIVERSITY EXPENDITURE IN 2015 - 2019 (IN MILLIONS EUR)**



	2015	2016	2017	2018	2019
■ Remuneration and social insurance	56,93	55,83	57,99	69,56	78,99
■ Acquisition of tangible and intangible fixed assets	64,29	4,71	2,19	2,89	9,95
■ Other miscellaneous expenses	18,42	15,68	16,60	16,82	21,24
■ Scholarships	9,45	9,81	10,16	10,35	10,72
<b>TOTAL</b>	<b>149,09</b>	<b>86,03</b>	<b>86,94</b>	<b>99,62</b>	<b>120,89</b>

**OPERATING COSTS OF VILNIUS UNIVERSITY IN 2015–2019 (IN THOUSANDS EUR)**



	2015	2016	2017	2018	2019
■ Electric power	1 799,4	2 000,6	1 764,6	1 789,0	1 956,0
■ Cold water and sewage	414,7	388,4	364,6	300,0	248,4
■ Heating and hot water	1 641,2	1 636,8	1 354,1	1 515,7	1 331,2
■ Other costs (other utilities, costs for transport vehicles, communication, cleaning, security services)	968,2	1 165,7	1 170,2	1 047,0	1 148,7
<b>TOTAL</b>	<b>4 823,5</b>	<b>5 191,5</b>	<b>4 653,5</b>	<b>4 651,7</b>	<b>4 684,3</b>

# ACTIVITIES AND ACTIONS TO BE IMPLEMENTED IN 2020

- On April 1, the newly elected Rector prof. **Rimvydas Petrauskas** and his team will begin to exercise the mandate and program. The program for the first year includes the following activities:
  - conceptual monitoring of the current condition: discussion of the Rector's program proposals in VU units;
  - development of a long-term strategy;
  - active participation in research and innovation policy making;
  - enhancing the participation of VU in discussions important to the society and the state;
  - promoting interdisciplinarity and individual access in the study process;
  - increasing the quality of research and the dissemination of results in society;
  - development of an integrated administrative system that will increase the efficiency of administrative activities and the quality of services.
- The implementation of the activities of the Strategic Action Plan of Vilnius University 2018 - 2020 will be continued.
- analysis of good practice among ARQUS members in activities that ensure wider access, inclusion and diversity in higher education;
- conceptual analysis and discussion of new methods of learning in higher education in preparation for the development of curricula for individuals with intellectual disabilities;
- a plan of activities for the implementation of the business university concept is being prepared;
- the entrepreneurial university community is formed;
- the establishment of a pedagogy laboratory is started;
- a quality guide for training in the ARQUS consortium is being developed;
- preparations will be made for mobility window activities;
- preparations will be made for the development of ARQUS double diploma study programs;
- a guide to the recognition of studies abroad is being prepared;
- a system for the recognition of formal and non-formal competences is being developed;
- students are included in the virtual enterprise development competition;
- Promoting networking in science:
  - a map of scientific cooperation activities is being prepared;
  - competitions for individual and group trips are organized (for masters, doctoral students, researchers);
  - doctoral studies are organized in summer and winter schools; and joint project applications are prepared.
- selection of students for the international cooperation course 'Europe's response to climate change';
- Cooperation on the development of MOOCs: 'Mental borders, physical borders and the shaping of modern European identity';
- preparation of the ARQUS Charter for Language Policy;
- cycles of seminars on language and intercultural competence are organized;
- preparatory courses for academic mobility in languages and multiculturalism;
- an electronic bank on higher education terminology is being developed;
- A joint ARQUS translation program is being developed.

Vilnius university  
Address: Universiteto St., Vilnius  
Telephone No:  
(8 5) 268 7000  
E-mail address: [infor@cr.vu.lt](mailto:infor@cr.vu.lt)  
<https://www.vu.lt>

2019, Vilnius